















Scope and Sequencing - Text

Standards Alignment

Table of Contents

Course Name	Lesson/Activity Count	Grade	Access	Difficulty	K-2	Elementary School	Middle School	High School	Page
JavaScript 101	13 Lessons 132 Activities	7+		Advanced			✓	✓	4
Python 101	13 Lessons 115 Activities	7+		Advanced			✓	✓	8
MicroPython 101	14 Lessons 86 Activities	7+		Advanced			✓	✓	12
Web Development 101	10 Lessons 134 Activities	7+		Advanced			✓	✓	18
Artificial Intelligence 401	35 Lessons 113 Activities	7+		Advanced			✓	✓	22
Python 201	15 Lessons 129 Activities	8+		Advanced			✓	✓	32
Programming 400	5 Lessons 33 Activities	9+		Advanced				✓	36
Java 101	105 Lessons 449 Activities	9+		Advanced				✓	37
Data Science 1	36 Lessons 159 Activities	9+		Advanced				✓	55

Course Name	Lesson/Activity Count	Grade	Access	Difficulty	K-2	Elementary School	Middle School	High School	Page
Intro to Programming and Art	59 Lessons 304 Activities	9+		Advanced				✓	61
AP Computer Science Principles	110 Lessons 499 Activities	9+		Advanced				✓	73
AP Computer Science A	123 Lessons 588 Activities	9+		Advanced				✓	88

JavaScript 101

Grades 7+

Scope and Sequence

Each lesson takes about 45-60 minutes to complete.

JavaScript 101 is a course for students in grade 7 or above who are already familiar with the basics of programming. The stories, games, puzzles, and projects engage students in developing computational thinking skills in JavaScript, as listed below from the CSTA Level 3 Computer Science standards and UK Computing standards. The Common Core State Standards for Mathematics and English Language Arts that students develop are also listed here.

	Lesson 1 - The Basics	Lesson 2 - Loops and Patterns	Lesson 3 - Conditional Logic	Lesson 4 - Conditional Loops	Lesson 5 - Variables	Lesson 6 - Expressions	Lesson 7 - Using the Canvas	Lesson 8 - User Interaction	
Key Skills and Concepts	<ul style="list-style-type: none"> • Create custom sequences to solve puzzles • Use function calls • Use JavaScript syntax, naming conventions, and comments 	<ul style="list-style-type: none"> • Use simple, nested, and “for” loops • Use arithmetic operators • Recognize patterns 	<ul style="list-style-type: none"> • Distinguish between assignment, comparison, and logical operators • Use conditional logic to program algorithms 	<ul style="list-style-type: none"> • Use “while” and “do-while” loops • Use conditional loops to solve puzzles • Distinguish between “for” and “while” loops. 	<ul style="list-style-type: none"> • Use variable declarations and assignments • Use and define strings • Use variables to solve puzzles 	<ul style="list-style-type: none"> • Write and understand JavaScript expressions • Use operator precedence to evaluate an expression 	<ul style="list-style-type: none"> • Use canvas elements, sprites, and layering • Create game using HTML and JavaScript • Create timed loops that execute code with a delay 	<ul style="list-style-type: none"> • Set up and handle keyboard and mouse events • Find the correct key code to handle a specific keyboard input 	
CCSS-Math Standards	HSN.Q.A.1 HSN.Q.A.2 HSN.Q.A.3 MP.1	HSN.Q.A.1 HSN.Q.A.2 HSN.Q.A.3 MP.1 MP.2	HSN.Q.A.1 HSN.Q.A.2 HSN.Q.A.3 MP.1	HSN.Q.A.1 HSN.Q.A.2 HSN.Q.A.3 MP.1	HSN.Q.A.1 HSN.Q.A.2 HSN.Q.A.3 MP.1	HSN.Q.A.1 HSN.Q.A.2 HSN.Q.A.3 HSA.CED.1 MP.1	HSN.Q.A.1 HSN.Q.A.2 HSN.Q.A.3 HSA.CED.A.1 HSA.CED.A.3 MP.1, MP.2, MP.4	HSN.Q.A.1 HSN.Q.A.2 HSN.Q.A.3 HSA.CED.A.1 HSA.CED.A.3 MP.1, MP.2, MP.4	
CCSS-ELA Standards	SL.7.1 SL.8.1 RI.9-10.3 RI.9-10.6 L.9-10.3 L.9-10.6	SL.7.1 SL.8.1 RI.9-10.3 RI.9-10.6 L.9-10.3 L.9-10.6	SL.7.1 SL.8.1 RI.9-10.3 RI.9-10.6 L.9-10.3 L.9-10.6	SL.7.1 SL.8.1 RI.9-10.3 RI.9-10.6 L.9-10.3 L.9-10.6	SL.7.1 SL.8.1 RI.9-10.3 RI.9-10.6 L.9-10.3 L.9-10.6	SL.7.1 SL.8.1 RI.9-10.3 RI.9-10.6 L.9-10.3 L.9-10.6	SL.7.1 SL.8.1 RI.9-10.3 RI.9-10.6 L.9-10.3 L.9-10.6	SL.7.1 SL.8.1 RI.9-10.3 RI.9-10.6 L.9-10.3 L.9-10.6	SL.7.1 SL.8.1 RI.9-10.3 RI.9-10.6 L.9-10.3 L.9-10.6
CSTA Computer Science Standards	2-AP-10 2-AP-13 2-AP-17 3A-AP-17 3A-AP-19 3B-AP-11 3B-AP-12	2-AP-11 2-AP-13 2-AP-15 2-AP-17 3A-AP-17 3A-AP-19 3B-AP-11	2-AP-11 2-AP-12 2-AP-13 2-AP-15 2-AP-17 3A-AP-17 3A-AP-19 3A-AP-19	2-AP-11 2-AP-13 2-AP-15 2-AP-17 3A-AP-17 3A-AP-19 3B-AP-11	2-AP-11 2-AP-13 2-AP-15 2-AP-17 3A-AP-17 3A-AP-19 3B-AP-11	2-AP-11 2-AP-13 2-AP-15 2-AP-17 3A-AP-17 3A-AP-19 3B-AP-11	2-AP-11 2-AP-13 2-AP-16 2-AP-17 3A-AP-17 3B-AP-11 3B-AP-12	2-AP-11 2-AP-13 2-AP-16 2-AP-17 3A-AP-17 3B-AP-11 3B-AP-12	



		3B-AP-12	3B-AP-11 3B-AP-12	3B-AP-12	3B-AP-12	3B-AP-12	3B-AP-22	3B-AP-22
ISTE Standards	1.c, 1.d, 4.d, 5.c, 5.d	1.c, 1.d, 4.d, 5.c, 5.d	1.c, 1.d, 4.d, 5.c, 5.d	1.c, 1.d, 4.d, 5.c, 5.d	1.c, 1.d, 4.d, 5.c, 5.d	1.c, 1.d, 4.d, 5.c, 5.d	1.c, 1.d, 4.d, 5.c, 5.d	1.c, 1.d, 4.d, 5.c, 5.d
UK National Curriculum	Keystages 3 & 4 Computing*	Keystages 3 & 4 Computing*	Keystages 3 & 4 Computing*	Keystages 3 & 4 Computing*	Keystages 3 & 4 Computing*	Keystages 3 & 4 Computing*	Keystages 3 & 4 Computing*	Keystages 3 & 4 Computing*
Sample Application of Skills	Use function calls, naming conventions, and syntax to solve puzzles.	Use “for” loops, arithmetic operators, and sequencing to solve puzzles.	Use sequencing, operators, and conditional logic to solve puzzles.	Use conditional loops and pattern recognition to solve puzzles.	Use variables to store and manipulate information to solve puzzles.	Use expressions to solve puzzles.	Create a slideshow using images and delays	Create a scene that responds to keyboard and mouse inputs.

*See individual lesson guides for details on UK Computer standards

JavaScript 101

Grades 7+

Scope and Sequence

Each lesson takes about 45-60 minutes to complete.

JavaScript 101 is a course for students in grade 7 or above who are already familiar with the basics of programming. The stories, games, puzzles, and projects engage students in developing computational thinking skills in JavaScript, as listed below from the CSTA Level 3 Computer Science standards and UK Computing standards. The Common Core State Standards for Mathematics and English Language Arts that students develop are also listed here.

	Lesson 9 - Game Design	Lesson 10 - Snake	Lesson 11 - Breakout	Lesson 12 - Pong	Lesson 13 - Final Game				
Key Skills and Concepts	<ul style="list-style-type: none"> Use game loops, win/loss conditions, and keeping score functionality Use collision detection 	<ul style="list-style-type: none"> Use HTML and JavaScript syntax and functions Design and create a game on the canvas 	<ul style="list-style-type: none"> Use HTML and JavaScript syntax and functions Design and create a game on the canvas 	<ul style="list-style-type: none"> Use HTML and JavaScript syntax and functions Design and create a game on the canvas 	<ul style="list-style-type: none"> Use HTML and JavaScript syntax and functions Design and create a game on the canvas 	<ul style="list-style-type: none"> Use HTML and JavaScript syntax and functions Design and create a game on the canvas 			
CCSS-Math Standards	HSN.Q.A.1 HSN.Q.A.2 HSN.Q.A.3 HSA.CED.A.1 HSA.CED.A.3 MP.1, MP.2, MP.4	HSN.Q.A.1 HSN.Q.A.2 HSN.Q.A.3 HSA.CED.A.1 HSA.CED.A.3 MP.1, MP.2, MP.4	HSN.Q.A.1 HSN.Q.A.2 HSN.Q.A.3 HSA.CED.A.1 HSA.CED.A.3 MP.1, MP.2, MP.4	HSN.Q.A.1 HSN.Q.A.2 HSN.Q.A.3 HSA.CED.A.1 HSA.CED.A.3 MP.1, MP.2, MP.4	HSN.Q.A.1 HSN.Q.A.2 HSN.Q.A.3 HSA.CED.A.1 HSA.CED.A.3 MP.1, MP.2, MP.4	HSN.Q.A.1 HSN.Q.A.2 HSN.Q.A.3 HSA.CED.A.1 HSA.CED.A.3 MP.1, MP.2, MP.4			
CCSS-ELA Standards	SL.7.1 SL.8.1 RI.9-10.3 RI.9-10.6 L.9-10.3 L.9-10.6	SL.7.1 SL.8.1 RI.9-10.3 RI.9-10.6 L.9-10.3 L.9-10.6	SL.7.1 SL.8.1 RI.9-10.3 RI.9-10.6 L.9-10.3 L.9-10.6	SL.7.1 SL.8.1 RI.9-10.3 RI.9-10.6 L.9-10.3 L.9-10.6	SL.7.1 SL.8.1 RI.9-10.3 RI.9-10.6 L.9-10.3 L.9-10.6	SL.7.1 SL.8.1 RI.9-10.3 RI.9-10.6 L.9-10.3 L.9-10.6			
CSTA Computer Science Standards	2-AP-11 2-AP-12 2-AP-13 2-AP-16 2-AP-17 2-AP-19 3A-AP-13 3A-AP-17 3A-AP-19 3B-AP-11 3B-AP-12 3B-AP-22	2-AP-11 2-AP-12 2-AP-13 2-AP-16 2-AP-17 2-AP-19 3A-AP-13 3A-AP-17 3A-AP-19 3B-AP-09 3B-AP-11 3B-AP-12	2-AP-11 2-AP-12 2-AP-13 2-AP-16 2-AP-17 2-AP-19 3A-AP-13 3A-AP-17 3A-AP-19 3B-AP-11 3B-AP-12 3B-AP-22	2-AP-11 2-AP-12 2-AP-13 2-AP-16 2-AP-17 2-AP-19 3A-AP-13 3A-AP-17 3A-AP-19 3B-AP-11 3B-AP-12 3B-AP-22	2-AP-11 2-AP-12 2-AP-13 2-AP-16 2-AP-17 2-AP-19 3A-AP-13 3A-AP-17 3A-AP-19 3B-AP-11 3B-AP-12 3B-AP-22	2-AP-11 2-AP-12 2-AP-13 2-AP-16 2-AP-17 2-AP-19 3A-AP-13 3A-AP-17 3A-AP-19 3B-AP-11 3B-AP-12 3B-AP-22			

		3B-AP-22						
ISTE Standards	1.c, 1.d, 4.d, 5.c, 5.d, 6.b	1.c, 1.d, 4.d, 5.c, 5.d, 6.b	1.c, 1.d, 4.d, 5.c, 5.d, 6.b	1.c, 1.d, 4.d, 5.c, 5.d, 6.b	1.c, 1.d, 4.d, 5.c, 5.d, 6.b			
UK National Curriculum	Keystages 3 & 4 Computing*	Keystages 3 & 4 Computing*	Keystages 3 & 4 Computing*	Keystages 3 & 4 Computing*	Keystages 3 & 4 Computing*			
Sample Application of Skills	Program sprites to represent the player and the opponent.	Create a “Snake” game.	Create a “Breakout” game.	Create a “Pong” game.	Create and customize three different games – “Flappy Bird”, “Alien Invaders”, and “Geometry Dash”.			

*See individual lesson guides for details on UK Computer standards

Python 101

Grades 7+

Scope and Sequence

Each lesson takes about 45-60 minutes to complete.

Python 101 is a course for students in grade 7 or above who are already familiar with the basics of programming. The stories, games, puzzles, and projects engage students in developing computational thinking skills in Python, as listed below from the CSTA Level 3 Computer Science standards and UK Computing standards. The Common Core State Standards for Mathematics and English Language Arts that students develop are also listed here.

	Lesson 1 - The Basics	Lesson 2 - Loops and Patterns	Lesson 3 - Conditional Logic	Lesson 4 - Conditional Loops	Lesson 5 - Variables	Lesson 6 - Expressions	Lesson 7 - Turtle Tool	Lesson 8 - User Interaction	
Key Skills and Concepts	<ul style="list-style-type: none"> • Create custom sequences to solve puzzles • Use function calls • Use Python syntax, naming conventions, and comments 	<ul style="list-style-type: none"> • Use simple, nested, and “for” loops • Use arithmetic operators • Recognize patterns 	<ul style="list-style-type: none"> • Distinguish between assignment, comparison, and logical operators • Use conditional logic to program algorithms 	<ul style="list-style-type: none"> • Use “while” and “do-while” loops • Use conditional loops to solve puzzles • Distinguishing between “for” and “while” loops 	<ul style="list-style-type: none"> • Use variable declarations and assignments • Use and define strings • Use variables to solve puzzles 	<ul style="list-style-type: none"> • Write and understand Python expressions • Use operator precedence to evaluate an expression 	<ul style="list-style-type: none"> • Use turtle graphics • Create animations using turtle graphics and Python 	<ul style="list-style-type: none"> • Set up and handle keyboard and mouse events • Find the correct key code to handle a specific keyboard input 	
CCSS-Math Standards	HSN.Q.A.1 HSN.Q.A.2 HSN.Q.A.3 MP.1	HSN.Q.A.1 HSN.Q.A.2 HSN.Q.A.3 MP.1 MP.2	HSN.Q.A.1 HSN.Q.A.2 HSN.Q.A.3 MP.1	HSN.Q.A.1 HSN.Q.A.2 HSN.Q.A.3 MP.1	HSN.Q.A.1 HSN.Q.A.2 HSN.Q.A.3 MP.1	HSN.Q.A.1 HSN.Q.A.2 HSN.Q.A.3 HSA.CED.A.1 HSA.CED.A.3 MP.1, MP.2	HSN.Q.A.1 HSN.Q.A.2 HSN.Q.A.3 HSA.CED.A.1 HSA.CED.A.3 MP.1, MP.2, MP.4	HSN.Q.A.1 HSN.Q.A.2 HSN.Q.A.3 HSA.CED.A.1 HSA.CED.A.3 MP.1, MP.2, MP.4	
CCSS-ELA Standards	SL.7.1 SL.8.1 RI.9-10.3 RI.9-10.6 L.9-10.3 L.9-10.6	SL.7.1 SL.8.1 RI.9-10.3 RI.9-10.6 L.9-10.3 L.9-10.6	SL.7.1 SL.8.1 RI.9-10.3 RI.9-10.6 L.9-10.3 L.9-10.6	SL.7.1 SL.8.1 RI.9-10.3 RI.9-10.6 L.9-10.3 L.9-10.6	SL.7.1 SL.8.1 RI.9-10.3 RI.9-10.6 L.9-10.3 L.9-10.6	SL.7.1 SL.8.1 RI.9-10.3 RI.9-10.6 L.9-10.3 L.9-10.6	SL.7.1 SL.8.1 RI.9-10.3 RI.9-10.6 L.9-10.3 L.9-10.6	SL.7.1 SL.8.1 RI.9-10.3 RI.9-10.6 L.9-10.3 L.9-10.6	SL.7.1 SL.8.1 RI.9-10.3 RI.9-10.6 L.9-10.3 L.9-10.6
CSTA Computer Science Standards	2-AP-13 2-AP-17 3A-AP-17 3A-AP-19 3B-AP-11 3B-AP-12	2-AP-11 2-AP-13 2-AP-15 2-AP-17 3A-AP-17 3A-AP-19	2-AP-11 2-AP-12 2-AP-13 2-AP-15 2-AP-17 3A-AP-17	2-AP-11 2-AP-13 2-AP-15 2-AP-17 3A-AP-17 3A-AP-19	2-AP-11 2-AP-13 2-AP-15 2-AP-17 3A-AP-17 3A-AP-19	2-AP-11 2-AP-13 2-AP-15 2-AP-17 3A-AP-17 3A-AP-19	2-AP-11 2-AP-13 2-AP-16 2-AP-17 3A-AP-17 3B-AP-11	2-AP-11 2-AP-13 2-AP-16 2-AP-17 3A-AP-17 3B-AP-11	



		3B-AP-11 3B-AP-12	3A-AP-19 3B-AP-11 3B-AP-12	3B-AP-11 3B-AP-12	3B-AP-11 3B-AP-12	3B-AP-11 3B-AP-12	3B-AP-12 3B-AP-22	3B-AP-12 3B-AP-22
ISTE Standards	1.c, 1.d, 4.d, 5.c, 5.d	1.c, 1.d, 4.d, 5.c, 5.d	1.c, 1.d, 4.d, 5.c, 5.d	1.c, 1.d, 4.d, 5.c, 5.d	1.c, 1.d, 4.d, 5.c, 5.d	1.c, 1.d, 4.d, 5.c, 5.d	1.c, 1.d, 4.d, 5.c, 5.d	1.c, 1.d, 4.d, 5.c, 5.c, 5.d
UK National Curriculum	Keystages 3 & 4 Computing*	Keystages 3 & 4 Computing*	Keystages 3 & 4 Computing*	Keystages 3 & 4 Computing*	Keystages 3 & 4 Computing*	Keystages 3 & 4 Computing*	Keystages 3 & 4 Computing*	Keystages 3 & 4 Computing*
Sample Application of Skills	Use function calls, naming conventions, and syntax to solve puzzles.	Use “for” loops, arithmetic operators, and sequencing to solve puzzles.	Use sequencing, operators, and conditional logic to solve puzzles.	Use conditional loops and pattern recognition to solve puzzles.	Use variables to store and manipulate information to solve puzzles.	Use expressions to solve puzzles.	Create an animation using turtle graphics and Python.	Create a scene that responds to keyboard and mouse inputs.

*See individual lesson guides for details on UK Computer standards

Python 101

Grades 7+

Scope and Sequence

Each lesson takes about 45-60 minutes to complete.

Python 101 is a course for students in grade 7 or above who are already familiar with the basics of programming. The stories, games, puzzles, and projects engage students in developing computational thinking skills in Python, as listed below from the CSTA Level 3 Computer Science standards and UK Computing standards. The Common Core State Standards for Mathematics and English Language Arts that students develop are also listed here.

	Lesson 9 - Game Design	Lesson 10 - Snake	Lesson 11 - Connect 4	Lesson 12 - Tetris	Lesson 13 - Final Game				
Key Skills and Concepts	<ul style="list-style-type: none"> Use game loops, win/loss conditions, and keeping score functionality Use collision detection 	<ul style="list-style-type: none"> Use turtle graphics, Python syntax, and functions Design and implement a game 	<ul style="list-style-type: none"> Use turtle graphics, Python syntax, and functions Design and implement a game 	<ul style="list-style-type: none"> Use turtle graphics, Python syntax, and functions Design and implement a game 	<ul style="list-style-type: none"> Use turtle graphics, Python syntax, and functions Design and implement a game 	<ul style="list-style-type: none"> Use turtle graphics, Python syntax, and functions Design and implement a game 			
CCSS-Math Standards	HSN.Q.A.1 HSN.Q.A.2 HSN.Q.A.3 HSA.CED.1 HSA.CED.2 HSA.CED.3 MP.1 MP.2 MP.4	HSN.Q.A.1 HSN.Q.A.2 HSN.Q.A.3 HSA.CED.1 HSA.CED.2 HSA.CED.3 MP.1 MP.2 MP.4	HSN.Q.A.1 HSN.Q.A.2 HSN.Q.A.3 HSA.CED.1 HSA.CED.2 HSA.CED.3 MP.1 MP.2 MP.4	HSN.Q.A.1 HSN.Q.A.2 HSN.Q.A.3 HSA.CED.1 HSA.CED.2 HSA.CED.3 MP.1 MP.2 MP.4	HSN.Q.A.1 HSN.Q.A.2 HSN.Q.A.3 HSA.CED.1 HSA.CED.2 HSA.CED.3 MP.1 MP.2 MP.4	HSN.Q.A.1 HSN.Q.A.2 HSN.Q.A.3 HSA.CED.1 HSA.CED.2 HSA.CED.3 MP.1 MP.2 MP.4			
CCSS-ELA Standards	SL.7.1 SL.8.1 RI.9-10.3 RI.9-10.6 L.9-10.3 L.9-10.6	SL.7.1 SL.8.1 RI.9-10.3 RI.9-10.6 L.9-10.3 L.9-10.6	SL.7.1 SL.8.1 RI.9-10.3 RI.9-10.6 L.9-10.3 L.9-10.6	SL.7.1 SL.8.1 RI.9-10.3 RI.9-10.6 L.9-10.3 L.9-10.6	SL.7.1 SL.8.1 RI.9-10.3 RI.9-10.6 L.9-10.3 L.9-10.6	SL.7.1 SL.8.1 RI.9-10.3 RI.9-10.6 L.9-10.3 L.9-10.6			
CSTA Computer Science Standards	2-AP-11 2-AP-12 2-AP-13 2-AP-15 2-AP-16 2-AP-17 3A-AP-17	2-AP-11 2-AP-12 2-AP-13 2-AP-16 2-AP-17 2-AP-19 3A-AP-17	2-AP-11 2-AP-12 2-AP-13 2-AP-16 2-AP-17 2-AP-19 3A-AP-17	2-AP-11 2-AP-12 2-AP-13 2-AP-16 2-AP-17 2-AP-19 3A-AP-17	2-AP-11 2-AP-12 2-AP-13 2-AP-16 2-AP-17 2-AP-19 3A-AP-17	2-AP-11 2-AP-12 2-AP-13 2-AP-16 2-AP-17 2-AP-19 3A-AP-17			

	3B-AP-11 3B-AP-12 3B-AP-22	3B-AP-09 3B-AP-10 3B-AP-11 3B-AP-12 3B-AP-22	3B-AP-11 3B-AP-12 3B-AP-22	3B-AP-09 3B-AP-10 3B-AP-11 3B-AP-12 3B-AP-22	3B-AP-11 3B-AP-12 3B-AP-21 3B-AP-22			
ISTE Standards	1.c, 1.d, 4.d, 5.c, 5.d, 6.b	1.c, 1.d, 4.d, 5.c, 5.d, 6.b	1.c, 1.d, 4.d, 5.c, 5.d, 6.b	1.c, 1.d, 4.d, 5.c, 5.d, 6.b	1.c, 1.d, 4.d, 5.c, 5.d, 6.b			
UK National Curriculum	Keystages 3 & 4 Computing*	Keystages 3 & 4 Computing*	Keystages 3 & 4 Computing*	Keystages 3 & 4 Computing*	Keystages 3 & 4 Computing*			
Sample Application of Skills	Program sprites to represent the player and the opponent.	Create a "Snake" game.	Create a "Connect 4" game.	Create a "Tetris" game.	Create and customize two games – "Frogga" and "Pong."			

*See individual lesson guides for details on UK Computer standards

MicroPython 101

Grades 6+

Scope and Sequence

Each lesson takes about 45-60 minutes to complete.

The MicroPython 101 course introduces students to physical computing using micro:bit and MicroPython. A micro:bit is a tiny microcomputer with programmable LEDs, sensors, and more. Students will learn about coding by using a hands-on combination of interactive lessons, concept explanations, videos, puzzles, and DIY projects. This course engages students in developing computational thinking skills, as listed below from the CSTA Computer Science standards and UK Computing standards. The Common Core State Standards for Mathematics and English Language Arts that students develop are also listed here.

	Lesson 1 - Introduction	Lesson 2 - Emoji Maker	Lesson 3 - Track and Field	Lesson 4 - Prime Time	Lesson 5 - Temperature Search	Lesson 6 - Reflex Master
Key Skills and Concepts	<ul style="list-style-type: none"> Learn how to program the micro:bit using MicroPython Use loops 	<ul style="list-style-type: none"> Apply infinite loops Use variables Apply knowledge of strings Program the micro:bit's LED to display an emoji 	<ul style="list-style-type: none"> Track footsteps using the micro:bit's sensors Track time using the micro:bit's buttons 	<ul style="list-style-type: none"> Demonstrate an understanding of prime numbers and square roots Use Python's math functions 	<ul style="list-style-type: none"> Create and call functions Program the micro:bit to return temperature values 	<ul style="list-style-type: none"> Create and call functions Program the micro:bit to display a message Use delays
CCSS-Math Standards	MP.1	MP.1	MP.1	MP.1	MP.1	MP.1
CCSS-ELA Standards	6-8.RST.3 6-8.RST.4 6-8.RST.7 RI.9-10.3 RI.11-12.3	6-8.RST.3 6-8.RST.4 6-8.RST.7 RI.9-10.3 RI.11-12.3	6-8.RST.3 6-8.RST.4 6-8.RST.7 RI.9-10.3 RI.11-12.3	6-8.RST.3 6-8.RST.4 6-8.RST.7 RI.9-10.3 RI.11-12.3	6-8.RST.3 6-8.RST.4 6-8.RST.7 RI.9-10.3 RI.11-12.3	6-8.RST.3 6-8.RST.4 6-8.RST.7 RI.9-10.3 RI.11-12.3
CSTA Computer Science Standards	2-CS-02 2-CS-03 3A-CS-03 3A-DA-09 3B-CS-02 2-AP-11 2-AP-13 2-AP-15 2-AP-17 3A-AP-17 3A-AP-22 3B-AP-11 3B-AP-21 3B-AP-22	2-CS-02 2-CS-03 3A-CS-03 3A-DA-09 3B-CS-02 2-AP-11 2-AP-13 2-AP-15 2-AP-17 3A-AP-17 3A-AP-22 3B-AP-11 3B-AP-21 3B-AP-22	2-CS-02 2-CS-03 3A-CS-03 3A-DA-09 3B-CS-02 2-AP-11 2-AP-13 2-AP-15 2-AP-17 3A-AP-17 3A-AP-22 3B-AP-11 3B-AP-21 3B-AP-22	2-CS-02 2-CS-03 3A-CS-03 3A-DA-09 3B-CS-02 2-AP-11 2-AP-13 2-AP-15 2-AP-17 3A-AP-17 3A-AP-22 3B-AP-11 3B-AP-21 3B-AP-22	2-CS-02 2-CS-03 3A-CS-03 3A-DA-09 3B-CS-02 2-AP-11 2-AP-13 2-AP-15 2-AP-17 3A-AP-17 3A-AP-22 3B-AP-11 3B-AP-21 3B-AP-22	2-CS-01 2-CS-02 2-CS-03 3A-CS-03 3A-DA-09 3B-CS-02 2-AP-11 2-AP-13 2-AP-15 2-AP-17 3A-AP-17 3A-AP-22 3B-AP-11 3B-AP-21

	3B-AP-23	3B-AP-23	3B-AP-23	3B-AP-23	3B-AP-23	3B-AP-22 3B-AP-23
ISTE Standards	1.c, 1.d, 4.d, 5.c, 5.d, 6.b	1.c, 1.d, 4.d, 5.c, 5.d, 6.b	1.c, 1.d, 4.d, 5.c, 5.d, 6.b	1.c, 1.d, 4.d, 5.c, 5.d, 6.b	1.c, 1.d, 4.d, 5.c, 5.d, 6.b	1.c, 1.d, 4.d, 5.c, 5.d, 6.b
UK National Curriculum	Keystage 2*	Keystage 2*	Keystage 2*	Keystage 2*	Keystage 2*	Keystage 2*
Sample Application of Skills	Create a text scrolling project.	Create animated projects using the micro:bit.	Create interactive pedometer and lap timer projects.	Create math-themed projects.	Program the micro:bit to sense temperature changes.	Create a game on the micro:bit that tests the user's reaction time.

*See individual lesson guides for details on UK Computer standards

MicroPython 101

Grades 6+

Scope and Sequence

Each lesson takes about 45-60 minutes to complete.

The MicroPython 101 course introduces students to physical computing using micro:bit and MicroPython. A micro:bit is a tiny microcomputer with programmable LEDs, sensors, and more. Students will learn about coding by using a hands-on combination of interactive lessons, concept explanations, videos, puzzles, and DIY projects. This course engages students in developing computational thinking skills, as listed below from the CSTA Computer Science standards and UK Computing standards. The Common Core State Standards for Mathematics and English Language Arts that students develop are also listed here.

	Lesson 7 - Maze Madness	Lesson 8 - High Rollers	Lesson 9 - Soundboard	Lesson 10 - Button Masher	Lesson 11 - Dodgeball	Lesson 12 - Guess the Word
Key Skills and Concepts	<ul style="list-style-type: none"> • Attach pins to the micro:bit • Demonstrate an understanding of input/output 	<ul style="list-style-type: none"> • Create and use variables • Set the value of a variable • Use random numbers 	<ul style="list-style-type: none"> • Make the micro:bit play sounds • Create and code a tune 	<ul style="list-style-type: none"> • Program the micro:bit to detect how many times the user presses each button • Use loops 	<ul style="list-style-type: none"> • Use arrays • Create and call functions 	<ul style="list-style-type: none"> • Create and call functions • Use lists • Determine the length of a string
CCSS-Math Standards	MP.1	MP.1	MP.1	MP.1	MP.1	MP.1
CCSS-ELA Standards	6-8.RST.3 6-8.RST.4 6-8.RST.7 RI.9-10.3 RI.11-12.3	6-8.RST.3 6-8.RST.4 6-8.RST.7 RI.9-10.3 RI.11-12.3	6-8.RST.3 6-8.RST.4 6-8.RST.7 RI.9-10.3 RI.11-12.3	6-8.RST.3 6-8.RST.4 6-8.RST.7 RI.9-10.3 RI.11-12.3	6-8.RST.3 6-8.RST.4 6-8.RST.7 RI.9-10.3 RI.11-12.3	6-8.RST.3 6-8.RST.4 6-8.RST.7 RI.9-10.3 RI.11-12.3
CSTA Computer Science Standards	2-CS-02 2-CS-03 3A-CS-03 3A-DA-09 3B-CS-02 2-AP-11 2-AP-13 2-AP-15 2-AP-17 3A-AP-17 3A-AP-22 3B-AP-11 3B-AP-21 3B-AP-22	2-CS-02 2-CS-03 3A-CS-03 3A-DA-09 3B-CS-02 2-AP-11 2-AP-13 2-AP-15 2-AP-17 3A-AP-17 3A-AP-22 3B-AP-11 3B-AP-21 3B-AP-22	2-CS-02 2-CS-03 3A-CS-03 3A-DA-09 3B-CS-02 2-AP-11 2-AP-13 2-AP-15 2-AP-17 3A-AP-17 3A-AP-22 3B-AP-11 3B-AP-21 3B-AP-22	2-CS-02 2-CS-03 3A-CS-03 3A-DA-09 3B-CS-02 2-AP-11 2-AP-13 2-AP-15 2-AP-17 3A-AP-17 3A-AP-22 3B-AP-11 3B-AP-21 3B-AP-22	2-CS-02 2-CS-03 3A-CS-03 3A-DA-09 3B-CS-02 2-AP-11 2-AP-13 2-AP-15 2-AP-17 3A-AP-17 3A-AP-22 3B-AP-09 3B-AP-11 3B-AP-21	2-CS-02 2-CS-03 3A-CS-03 3A-DA-09 3B-CS-02 2-AP-11 2-AP-13 2-AP-15 2-AP-17 3A-AP-17 3A-AP-22 3B-AP-09 3B-AP-11 3B-AP-21

	3B-AP-23	3B-AP-23	3B-AP-23	3B-AP-23	3B-AP-22 3B-AP-23	3B-AP-22 3B-AP-23
ISTE Standards	1.c, 1.d, 4.d, 5.c, 5.d, 6.b	1.c, 1.d, 4.d, 5.c, 5.d, 6.b	1.c, 1.d, 4.d, 5.c, 5.d, 6.b	1.c, 1.d, 4.d, 5.c, 5.d, 6.b	1.c, 1.d, 4.d, 5.c, 5.d, 6.b	1.c, 1.d, 4.d, 5.c, 5.d, 6.b
UK National Curriculum	Keystage 2*	Keystage 2*	Keystage 2*	Keystage 2*	Keystage 2*	Keystage 2*
Sample Application of Skills	Create a maze game.	Create a virtual dice roller using variables and random numbers.	Make voice effects using the micro:bit	Create a 2-player game where the player who clicks the button the fastest wins.	Create a dodgeball game on the micro:bit.	Create a game where the user has to guess the mystery word.

*See individual lesson guides for details on UK Computer standard

MicroPython 101

Grades 6+

Scope and Sequence

Each lesson takes about 45-60 minutes to complete.

The MicroPython 101 course introduces students to physical computing using micro:bit and MicroPython. A micro:bit is a tiny microcomputer with programmable LEDs, sensors, and more. Students will learn about coding by using a hands-on combination of interactive lessons, concept explanations, videos, puzzles, and DIY projects. This course engages students in developing computational thinking skills, as listed below from the CSTA Computer Science standards and UK Computing standards. The Common Core State Standards for Mathematics and English Language Arts that students develop are also listed here.

	Lesson 13 - Morse Code	Lesson 14 - Treasure Hunt				
Key Skills and Concepts	<ul style="list-style-type: none"> • Import the radio library • Program the micro:bit to receive/return messages 	<ul style="list-style-type: none"> • Create multiplayer games using the micro:bit • Program the micro:bits to interact with one another • Display an image on the micro:bit 				
CCSS-Math Standards	MP.1	MP.1				
CCSS-ELA Standards	6-8.RST.3 6-8.RST.4 6-8.RST.7 RI.9-10.3 RI.11-12.3	6-8.RST.3 6-8.RST.4 6-8.RST.7 RI.9-10.3 RI.11-12.3				
CSTA Computer Science Standards	2-CS-02 2-CS-03 3A-CS-03 3A-DA-09 3B-CS-02 2-AP-11 2-AP-13 2-AP-15 2-AP-17 3A-AP-17 3A-AP-22 3B-AP-09 3B-AP-11	2-CS-01 2-CS-02 2-CS-03 3A-CS-03 3A-DA-09 3B-CS-02 2-AP-11 2-AP-13 2-AP-15 2-AP-17 3A-AP-17 3A-AP-22 3B-AP-09				

	3B-AP-21 3B-AP-22 3B-AP-23	3B-AP-11 3B-AP-21 3B-AP-22 3B-AP-23				
ISTE Standards	1.c, 1.d, 4.d, 5.c, 5.d, 6.b	1.c, 1.d, 4.d, 5.c, 5.d, 6.b				
UK National Curriculum	Keystage 2*	Keystage 2*				
Sample Application of Skills	Use radio functions to create a project that sends and receives morse code messages.	Use multiple micro:bits to create an interactive treasure hunt game.				

*See individual lesson guides for details on UK Computer standards

Web Development 101

Grades 7+

Scope and Sequence

Each lesson takes about 45-60 minutes to complete.

Web Development 101 is a course for students in grades 7 or above. The activities, puzzles, and projects engage students in developing computational thinking skills, as listed below from the CSTA Computer Science standards and UK Computing standards. The Common Core State Standards for Mathematics and English Language Arts that students develop are also listed here.

	Lesson 1 - Introduction	Lesson 2 - Headings and Images	Lesson 3 - All About Lists	Lesson 4 - Adding Hyperlinks	Lesson 5 - Using Containers	Lesson 6 - Tables and Media	Lesson 7 - More on Styling	Lesson 8 - Pixel Art
Key Skills and Concepts	<ul style="list-style-type: none"> Apply basic HTML and CSS concepts 	<ul style="list-style-type: none"> Use images and font styles 	<ul style="list-style-type: none"> Use ordered and unordered lists to organize content 	<ul style="list-style-type: none"> Use hyperlinks to link to other pages 	<ul style="list-style-type: none"> Use container elements such as div and section 	<ul style="list-style-type: none"> Apply tables to format content 	<ul style="list-style-type: none"> Use forms and CSS features for advanced layouts and designs 	<ul style="list-style-type: none"> Apply CSS and divs
CCSS-Math Standards	MP.1 MP.7	MP.1 MP.2 MP.4 MP.7	MP.1 MP.2 MP.4 MP.7	MP.1 MP.4	MP.1 MP.2 MP.4 MP.7	MP.1 MP.2 MP.4 MP.7	MP.1 MP.2 MP.4 MP.7	MP.1 MP.2 MP.4 MP.7
CCSS-ELA Standards	7.RI.4 8.RI.4 6-8.RST.3 6-8.RST.4 6-8.RST.7 RI.9-10.3 RI.11-12.3	7.RI.4 8.RI.4 6-8.RST.3 6-8.RST.4 6-8.RST.7 RI.9-10.3 RI.11-12.3	7.RI.4 8.RI.4 6-8.RST.3 6-8.RST.4 6-8.RST.7 RI.9-10.3 RI.11-12.3	7.RI.4 8.RI.4 6-8.RST.3 6-8.RST.4 6-8.RST.7 RI.9-10.3 RI.11-12.3	7.RI.4 8.RI.4 6-8.RST.3 6-8.RST.4 6-8.RST.7 RI.9-10.3 RI.11-12.3	7.RI.4 8.RI.4 6-8.RST.3 6-8.RST.4 6-8.RST.7 RI.9-10.3 RI.11-12.3	7.RI.4 8.RI.4 6-8.RST.3 6-8.RST.4 6-8.RST.7 RI.9-10.3 RI.11-12.3	7.RI.4 8.RI.4 6-8.RST.3 6-8.RST.4 6-8.RST.7 RI.9-10.3 RI.11-12.3
CSTA Computer Science Standards	2-AP-10 2-AP-13 2-AP-16 2-AP-17 3A-AP-17 3A-AP-22	2-AP-13 2-AP-16 2-AP-17 3A-AP-17 3A-AP-22	2-AP-13 2-AP-16 2-AP-17 3A-AP-17 3A-AP-22	2-AP-10 2-AP-13 2-AP-16 2-AP-17 3A-AP-17 3A-AP-22	2-AP-10 2-AP-13 2-AP-16 2-AP-17 2-AP-19 3A-AP-17 3A-AP-22	2-AP-10 2-AP-13 2-AP-17 3A-AP-17 3A-AP-22	2-AP-13 2-AP-14 2-AP-16 2-AP-17 3A-AP-17 3A-AP-22	2-AP-13 2-AP-16 2-AP-17 3A-AP-17 3B-AP-11 3B-AP-12 3B-AP-21 3B-AP-22
ISTE Standards	1.c, 1.d, 4.d, 5.c, 5.d, 6.b	1.c, 1.d, 4.d, 5.c, 5.d, 6.b	1.c, 1.d, 4.d, 5.c, 5.d, 6.b	1.c, 1.d, 4.d, 5.c, 5.d, 6.b	1.c, 1.d, 4.d, 5.c, 5.d, 6.b	1.c, 1.d, 4.d, 5.c, 5.d, 6.b	1.c, 1.d, 4.d, 5.c, 5.d, 6.b	1.c, 1.d, 4.d, 5.c, 5.d, 6.b
UK National	Keystage 3 Computing*	Keystage 3 Computing*	Keystage 3 Computing*	Keystage 3 Computing*	Keystage 3 Computing*	Keystages 3 Computing*	Keystage 3 Computing*	Keystage 3 Computing*

Curriculum								
Sample Application of Skills	Create a simple web page.	Create a poem, poster, and photo gallery.	Create a My Pets web page with lists and images.	Create a Home Page Navigation project.	Create a Hero Unit project.	Create a My Channels Page project.	Create a profile card and Responsive Page project.	Create a Space Invaders Art project and Game World Creator project.

*See individual lesson guides for details on UK Computer standards

Web Development 101

Grades 7+

Scope and Sequence

Each lesson takes about 45-60 minutes to complete.

Web Development 101 is a course for students in grades 7 or above. The activities, puzzles, and projects engage students in developing computational thinking skills, as listed below from the CSTA Computer Science standards and UK Computing standards. The Common Core State Standards for Mathematics and English Language Arts that students develop are also listed here.

	Lesson 9 - Photo Gallery	Lesson 10 - Pictogram						
Key Skills and Concepts	<ul style="list-style-type: none"> Use divs, spans, sections, hyperlinks, headings, and images 	<ul style="list-style-type: none"> Use divs, spans, sections, hyperlinks, headings, and images 						
CCSS-Math Standards	MP.1 MP.2 MP.4 MP.7	MP.1 MP.2 MP.4 MP.7						
CCSS-ELA Standards	7.RI.4 8.RI.4 6-8.RST.3 6-8.RST.4 6-8.RST.7 RI.9-10.3 RI.11-12.3	7.RI.4 8.RI.4 6-8.RST.3 6-8.RST.4 6-8.RST.7 RI.9-10.3 RI.11-12.3						
CSTA Computer Science Standards	2-AP-13 2-AP-16 2-AP-17 3A-AP-17 3A-AP-22 3A-DA-09 3A-IC-29 3B-AP-10 3B-AP-11 3B-AP-12 3B-AP-21 3B-AP-22	2-AP-13 2-AP-16 2-AP-17 3A-AP-17 3A-AP-22 3A-NI-06 3B-AP-10 3B-AP-11 3B-AP-12 3B-AP-21 3B-AP-22						
ISTE Standards	1.c, 1.d, 4.d, 5.c,	1.c, 1.d, 4.d, 5.c,						

	5.d, 6.b	5.d, 6.b						
UK National Curriculum	Keystages 2 & 3 Computing*	Keystage 3 Computing*						
Sample Application of Skills	Create a photo gallery web page	Create an Instagram-influenced photo gallery with clickable pictures that users can vote on.						

*See individual lesson guides for details on UK Computer standards

Artificial Intelligence 401

Grades 7+

Scope and Sequence

Each lesson takes about 45-60 minutes to complete.

Artificial Intelligence 401 is a JavaScript and p5.js based course that's perfect for experienced students looking to implement AI in their programs. They learn how to use MediaPipe, an AI solution from Google. Additionally, the activities and projects engage students in developing computational thinking skills, as listed below from the CSTA Computer Science standards and UK Computing standards. The Common Core State Standards for Mathematics and English Language Arts that students develop are also listed here.

	Lesson 1.1 - What is AI?	Lesson 1.2 - Intro to JavaScript	Lesson 1.3 - Intro to p5.js	Lesson 1.4 - Objects in JavaScript	Lesson 1.5 - Design an Emoji	Lesson 1.6 - Review	Lesson 1.7 - Quiz	Lesson 2.1 - Training AI Models	
Key Skills and Concepts	<ul style="list-style-type: none"> Artificial intelligence Machine learning 	<ul style="list-style-type: none"> JavaScript commands Comments Syntax Functions 	<ul style="list-style-type: none"> p5.js Functions Create shapes Draw on the canvas 	<ul style="list-style-type: none"> Classes Objects 	<ul style="list-style-type: none"> Draw shapes Colors, strokes, stroke weight 	<ul style="list-style-type: none"> Artificial intelligence Machine learning Syntax Variables Functions Objects 	<ul style="list-style-type: none"> Artificial intelligence Machine learning Syntax Variables Functions Objects 	<ul style="list-style-type: none"> Supervised learning AI models Arrays 	
CCSS-Math Standards	HSN.Q.A.1 HSN.Q.A.2 HSN.Q.A.3 MP.1 MP.2 MP.4	HSN.Q.A.1 HSN.Q.A.2 HSN.Q.A.3 MP.1 MP.2 MP.4	HSN.Q.A.1 HSN.Q.A.2 HSN.Q.A.3 MP.1 MP.2 MP.4	HSN.Q.A.1 HSN.Q.A.2 HSN.Q.A.3 MP.1 MP.2 MP.4	HSN.Q.A.1 HSN.Q.A.2 HSN.Q.A.3 MP.1 MP.2 MP.4	HSN.Q.A.1 HSN.Q.A.2 HSN.Q.A.3 MP.1 MP.2 MP.4	HSN.Q.A.1 HSN.Q.A.2 HSN.Q.A.3 MP.1 MP.2 MP.4	HSN.Q.A.1 HSN.Q.A.2 HSN.Q.A.3 MP.1 MP.2 MP.4	HSN.Q.A.1 HSN.Q.A.2 HSN.Q.A.3 MP.1 MP.2 MP.4
CCSS-ELA Standards	SL.8.1 RI.9-10.3 RI.9-10.6 RI.11-12.3 RI.11-12.6 L.9-10.3 L.9-10.6 L.11-12.3 L.11-12.6	SL.8.1 RI.9-10.3 RI.9-10.6 RI.11-12.3 RI.11-12.6 L.9-10.3 L.9-10.6 L.11-12.3 L.11-12.6	SL.8.1 RI.9-10.3 RI.9-10.6 RI.11-12.3 RI.11-12.6 L.9-10.3 L.9-10.6 L.11-12.3 L.11-12.6	SL.8.1 RI.9-10.3 RI.9-10.6 RI.11-12.3 RI.11-12.6 L.9-10.3 L.9-10.6 L.11-12.3 L.11-12.6	SL.8.1 RI.9-10.3 RI.9-10.6 RI.11-12.3 RI.11-12.6 L.9-10.3 L.9-10.6 L.11-12.3 L.11-12.6	SL.8.1 RI.9-10.3 RI.9-10.6 RI.11-12.3 RI.11-12.6 L.9-10.3 L.9-10.6 L.11-12.3 L.11-12.6	SL.8.1 RI.9-10.3 RI.9-10.6 RI.11-12.3 RI.11-12.6 L.9-10.3 L.9-10.6 L.11-12.3 L.11-12.6	SL.8.1 RI.9-10.3 RI.9-10.6 RI.11-12.3 RI.11-12.6 L.9-10.3 L.9-10.6 L.11-12.3 L.11-12.6	SL.8.1 RI.9-10.3 RI.9-10.6 RI.11-12.3 RI.11-12.6 L.9-10.3 L.9-10.6 L.11-12.3 L.11-12.6
CSTA Computer Science Standards	2-AP-11 2-AP-13 2-AP-17 3A-AP-17 3B-AP-11	2-AP-11 2-AP-13 2-AP-17 3A-AP-17 3B-AP-11	2-AP-11 2-AP-13 2-AP-17 3A-AP-17 3B-AP-11	2-AP-11 2-AP-13 2-AP-17 3A-AP-17 3B-AP-11	2-AP-11 2-AP-13 2-AP-17 3A-AP-17 3B-AP-11	2-AP-11 2-AP-13 2-AP-17 3A-AP-17 3B-AP-11	2-AP-11 2-AP-13 2-AP-17 3A-AP-17 3B-AP-11	2-AP-11 2-AP-13 2-AP-17 3A-AP-17 3B-AP-11	2-AP-11 2-AP-13 2-AP-17 3A-AP-17 3B-AP-11
ISTE Standards	1.c, 1.d, 4.d, 5.c,	1.c, 1.d, 4.d, 5.c,	1.c, 1.d, 4.d, 5.c,	1.c, 1.d, 4.d, 5.c,	1.c, 1.d, 4.d, 5.c,	1.c, 1.d, 4.d, 5.c,	1.c, 1.d, 4.d, 5.c,	1.c, 1.d, 4.d, 5.c,	



	5.d	5.d	5.d	5.d	5.d	5.d	5.d	5.d
UK National Curriculum	Key Stage 3 & 4 Computing*	Key Stage 3 & 4 Computing*	Key Stage 3 & 4 Computing*	Key Stage 3 & 4 Computing*	Key Stage 3 & 4 Computing*	Key Stage 3 & 4 Computing*	Key Stage 3 & 4 Computing*	Key Stage 3 & 4 Computing*
Sample Application of Skills	Explore what AI is, the history of AI, and its applications.	Solve coding puzzles in JavaScript.	Draw shapes and create animations using p5.js	Create and manipulate objects in JavaScript.	Create an emoji using the p5.js library.	Review Unit 1 concepts.	Take a quiz on Unit 1 concepts.	Train and test a supervised learning classification model.

*See individual lesson guides for details on UK Computer standards

Artificial Intelligence 401

Grades 7+

Scope and Sequence

Each lesson takes about 45-60 minutes to complete.

Artificial Intelligence 401 is a JavaScript and p5.js based course that's perfect for experienced students looking to implement AI in their programs. They learn how to use MediaPipe, an AI solution from Google. Additionally, the activities and projects engage students in developing computational thinking skills, as listed below from the CSTA Computer Science standards and UK Computing standards. The Common Core State Standards for Mathematics and English Language Arts that students develop are also listed here.

	Lesson 2.2 - Detecting Objects with Computers	Lesson 2.3 - Peek-a-Boo	Lesson 2.4 - Handwriting Recognition	Lesson 2.5 - Neural Networks	Lesson 2.6 - Review	Lesson 2.7 - Quiz	Lesson 3.1 - Making Models	Lesson 3.2 - What Makes a Model Good?
Key Skills and Concepts	<ul style="list-style-type: none"> Hand gestures Webcam input Data labels Training data 	<ul style="list-style-type: none"> Functions AI models 	<ul style="list-style-type: none"> Handwriting recognition AI Backpropagation AI model training 	<ul style="list-style-type: none"> Neural networks Backpropagation 	<ul style="list-style-type: none"> Training and testing models Neural networks Matrices Backpropagation 	<ul style="list-style-type: none"> Training and testing models Neural networks Matrices Backpropagation 	<ul style="list-style-type: none"> Pretrained models Biased training data 	<ul style="list-style-type: none"> Accuracy Quality of an AI model True/false positive True/false negative Bias
CCSS-Math Standards	HSN.Q.A.1 HSN.Q.A.2 HSN.Q.A.3 MP.1 MP.2 MP.4	HSN.Q.A.1 HSN.Q.A.2 HSN.Q.A.3 MP.1 MP.2 MP.4	HSN.Q.A.1 HSN.Q.A.2 HSN.Q.A.3 MP.1 MP.2 MP.4	HSN.Q.A.1 HSN.Q.A.2 HSN.Q.A.3 MP.1 MP.2 MP.4	HSN.Q.A.1 HSN.Q.A.2 HSN.Q.A.3 MP.1 MP.2 MP.4	HSN.Q.A.1 HSN.Q.A.2 HSN.Q.A.3 MP.1 MP.2 MP.4	HSN.Q.A.1 HSN.Q.A.2 HSN.Q.A.3 MP.1 MP.2 MP.4	HSN.Q.A.1 HSN.Q.A.2 HSN.Q.A.3 MP.1 MP.2 MP.4
CCSS-ELA Standards	SL.8.1 RI.9-10.3 RI.9-10.6 RI.11-12.3 RI.11-12.6 L.9-10.3 L.9-10.6 L.11-12.3 L.11-12.6	SL.8.1 RI.9-10.3 RI.9-10.6 RI.11-12.3 RI.11-12.6 L.9-10.3 L.9-10.6 L.11-12.3 L.11-12.6	SL.8.1 RI.9-10.3 RI.9-10.6 RI.11-12.3 RI.11-12.6 L.9-10.3 L.9-10.6 L.11-12.3 L.11-12.6	SL.8.1 RI.9-10.3 RI.9-10.6 RI.11-12.3 RI.11-12.6 L.9-10.3 L.9-10.6 L.11-12.3 L.11-12.6	SL.8.1 RI.9-10.3 RI.9-10.6 RI.11-12.3 RI.11-12.6 L.9-10.3 L.9-10.6 L.11-12.3 L.11-12.6	SL.8.1 RI.9-10.3 RI.9-10.6 RI.11-12.3 RI.11-12.6 L.9-10.3 L.9-10.6 L.11-12.3 L.11-12.6	SL.8.1 RI.9-10.3 RI.9-10.6 RI.11-12.3 RI.11-12.6 L.9-10.3 L.9-10.6 L.11-12.3 L.11-12.6	SL.8.1 RI.9-10.3 RI.9-10.6 RI.11-12.3 RI.11-12.6 L.9-10.3 L.9-10.6 L.11-12.3 L.11-12.6

CSTA Computer Science Standards	2-AP-11 2-AP-13 2-AP-17 3A-AP-17 3B-AP-11	2-AP-11 2-AP-13 2-AP-17 3A-AP-17 3B-AP-11	2-AP-11 2-AP-13 2-AP-17 3A-AP-17 3B-AP-11	2-AP-11 2-AP-13 2-AP-17 3A-AP-17 3B-AP-11	2-AP-11 2-AP-13 2-AP-17 3A-AP-17 3B-AP-11	2-AP-11 2-AP-13 2-AP-17 3A-AP-17 3B-AP-11	2-AP-11 2-AP-13 2-AP-17 3A-AP-17 3B-AP-11	2-AP-11 2-AP-13 2-AP-17 3A-AP-17 3B-AP-11
ISTE Standards	1.c, 1.d, 4.d, 5.c, 5.d	1.c, 1.d, 4.d, 5.c, 5.d	1.c, 1.d, 4.d, 5.c, 5.d	1.c, 1.d, 4.d, 5.c, 5.d	1.c, 1.d, 4.d, 5.c, 5.d	1.c, 1.d, 4.d, 5.c, 5.d	1.c, 1.d, 4.d, 5.c, 5.d	1.c, 1.d, 4.d, 5.c, 5.d
UK National Curriculum	Key Stage 3 & 4 Computing*	Key Stage 3 & 4 Computing*	Key Stage 3 & 4 Computing*	Key Stage 3 & 4 Computing*	Key Stage 3 & 4 Computing*	Key Stage 3 & 4 Computing*	Key Stage 3 & 4 Computing*	Key Stage 3 & 4 Computing*
Sample Application of Skills	Train a model with hand gestures.	Create an interactive game.	Train an AI model to recognize handwritten digits.	Demonstrate an understanding of the basic structure of an artificial neural network.	Review Unit 2 concepts.	Take a quiz on Unit 2 concepts.	Train a model to differentiate between different hand gestures using a webcam.	Evaluate the speed and accuracy of a model's predictions.

*See individual lesson guides for details on UK Computer standards

Artificial Intelligence 401

Grades 7+

Scope and Sequence

Each lesson takes about 45-60 minutes to complete.

Artificial Intelligence 401 is a JavaScript and p5.js based course that's perfect for experienced students looking to implement AI in their programs. They learn how to use MediaPipe, an AI solution from Google. Additionally, the activities and projects engage students in developing computational thinking skills, as listed below from the CSTA Computer Science standards and UK Computing standards. The Common Core State Standards for Mathematics and English Language Arts that students develop are also listed here.

	Lesson 3.3 - Real Time Hand Tracking	Lesson 3.4 - Finger Calculator	Lesson 3.5 - Hand Landmarks	Lesson 3.6 - Finger Painter	Lesson 3.7 - Maze Game	Lesson 3.8 - Review	Lesson 3.9 - Quiz	Lesson 4.1 - AI in Games
Key Skills and Concepts	<ul style="list-style-type: none"> • Functions • Video frame rate • Motion blurring • Ghost matching 	<ul style="list-style-type: none"> • AI games and simulators 	<ul style="list-style-type: none"> • Hand gestures in AI • Hand landmarks • Complex models 	<ul style="list-style-type: none"> • Hand landmark locations • Input 	<ul style="list-style-type: none"> • Hand landmark locations • Input 	<ul style="list-style-type: none"> • Pretrained models • Accuracy • Bias • Hand tracking landmarks • Functions 	<ul style="list-style-type: none"> • Pretrained models • Accuracy • Bias • Hand tracking landmarks • Functions 	<ul style="list-style-type: none"> • AI inputs • Game board states • Reinforcement learning
CCSS-Math Standards	HSN.Q.A.1 HSN.Q.A.2 HSN.Q.A.3 MP.1 MP.2 MP.4	HSN.Q.A.1 HSN.Q.A.2 HSN.Q.A.3 MP.1 MP.2 MP.4	HSN.Q.A.1 HSN.Q.A.2 HSN.Q.A.3 MP.1 MP.2 MP.4	HSN.Q.A.1 HSN.Q.A.2 HSN.Q.A.3 MP.1 MP.2 MP.4	HSN.Q.A.1 HSN.Q.A.2 HSN.Q.A.3 MP.1 MP.2 MP.4	HSN.Q.A.1 HSN.Q.A.2 HSN.Q.A.3 MP.1 MP.2 MP.4	HSN.Q.A.1 HSN.Q.A.2 HSN.Q.A.3 MP.1 MP.2 MP.4	HSN.Q.A.1 HSN.Q.A.2 HSN.Q.A.3 MP.1 MP.2 MP.4
CCSS-ELA Standards	SL.8.1 RI.9-10.3 RI.9-10.6 RI.11-12.3 RI.11-12.6 L.9-10.3 L.9-10.6 L.11-12.3 L.11-12.6	SL.8.1 RI.9-10.3 RI.9-10.6 RI.11-12.3 RI.11-12.6 L.9-10.3 L.9-10.6 L.11-12.3 L.11-12.6	SL.8.1 RI.9-10.3 RI.9-10.6 RI.11-12.3 RI.11-12.6 L.9-10.3 L.9-10.6 L.11-12.3 L.11-12.6	SL.8.1 RI.9-10.3 RI.9-10.6 RI.11-12.3 RI.11-12.6 L.9-10.3 L.9-10.6 L.11-12.3 L.11-12.6	SL.8.1 RI.9-10.3 RI.9-10.6 RI.11-12.3 RI.11-12.6 L.9-10.3 L.9-10.6 L.11-12.3 L.11-12.6	SL.8.1 RI.9-10.3 RI.9-10.6 RI.11-12.3 RI.11-12.6 L.9-10.3 L.9-10.6 L.11-12.3 L.11-12.6	SL.8.1 RI.9-10.3 RI.9-10.6 RI.11-12.3 RI.11-12.6 L.9-10.3 L.9-10.6 L.11-12.3 L.11-12.6	SL.8.1 RI.9-10.3 RI.9-10.6 RI.11-12.3 RI.11-12.6 L.9-10.3 L.9-10.6 L.11-12.3 L.11-12.6
CSTA Computer Science Standards	2-AP-11 2-AP-13 2-AP-17 3A-AP-17 3B-AP-11	2-AP-11 2-AP-13 2-AP-17 3A-AP-17 3B-AP-11	2-AP-11 2-AP-13 2-AP-17 3A-AP-17 3B-AP-11	2-AP-11 2-AP-13 2-AP-17 3A-AP-17 3B-AP-11	2-AP-11 2-AP-13 2-AP-17 3A-AP-17 3B-AP-11	2-AP-11 2-AP-13 2-AP-17 3A-AP-17 3B-AP-11	2-AP-11 2-AP-13 2-AP-17 3A-AP-17 3B-AP-11	2-AP-11 2-AP-13 2-AP-17 3A-AP-17 3B-AP-11
ISTE Standards	1.c, 1.d, 4.d, 5.c,	1.c, 1.d, 4.d, 5.c,	1.c, 1.d, 4.d, 5.c,	1.c, 1.d, 4.d, 5.c,	1.c, 1.d, 4.d, 5.c,	1.c, 1.d, 4.d, 5.c,	1.c, 1.d, 4.d, 5.c,	1.c, 1.d, 4.d, 5.c,



	5.d	5.d	5.d	5.d	5.d	5.d	5.d	5.d
UK National Curriculum	Key Stage 3 & 4 Computing*	Key Stage 3 & 4 Computing*	Key Stage 3 & 4 Computing*	Key Stage 3 & 4 Computing*	Key Stage 3 & 4 Computing*	Key Stage 3 & 4 Computing*	Key Stage 3 & 4 Computing*	Key Stage 3 & 4 Computing*
Sample Application of Skills	Create and use a model to track hand movements.	Create a finger-counting AI program using real-time hand tracking model.	Learn how landmarks are used in the hand tracking model.	Create a finger painter project.	Create a maze game.	Review Unit 3 concepts.	Take a quiz on Unit 3 concepts.	Interact with an advanced Tic Tac Toe AI.

*See individual lesson guides for details on UK Computer standards

Artificial Intelligence 401

Grades 7+

Scope and Sequence

Each lesson takes about 45-60 minutes to complete.

Artificial Intelligence 401 is a JavaScript and p5.js based course that's perfect for experienced students looking to implement AI in their programs. They learn how to use MediaPipe, an AI solution from Google. Additionally, the activities and projects engage students in developing computational thinking skills, as listed below from the CSTA Computer Science standards and UK Computing standards. The Common Core State Standards for Mathematics and English Language Arts that students develop are also listed here.

	Lesson 4.2 - How Can AI Learn Tasks?	Lesson 4.3 - Intro to Reinforcement Learning	Lesson 4.4 - Flappy Bird	Lesson 4.5 - Review	Lesson 4.6 - Quiz	Lesson 5.1 - AI and The Future	Lesson 5.2 - Impacts of AI	Lesson 5.3 - Conversation with a Chatbot
Key Skills and Concepts	<ul style="list-style-type: none"> Velocity Angular velocity Input/output 	<ul style="list-style-type: none"> Reinforcement learning E-greedy algorithm Q-learning 	<ul style="list-style-type: none"> Neural network AI games Algorithms 	<ul style="list-style-type: none"> States Actions Rewards Policies Neural networks Q-learning 	<ul style="list-style-type: none"> States Actions Rewards Policies Neural networks Q-learning 	<ul style="list-style-type: none"> Ethics Filter bubble Singularity 	<ul style="list-style-type: none"> Applications of AI in various fields Research Beneficial and harmful effects of AI 	<ul style="list-style-type: none"> Large Language Models (LLMs) Parameters Overfitting Confirmation bias
CCSS-Math Standards	HSN.Q.A.1 HSN.Q.A.2 HSN.Q.A.3 MP.1 MP.2 MP.4	HSN.Q.A.1 HSN.Q.A.2 HSN.Q.A.3 MP.1 MP.2 MP.4	HSN.Q.A.1 HSN.Q.A.2 HSN.Q.A.3 MP.1 MP.2 MP.4	HSN.Q.A.1 HSN.Q.A.2 HSN.Q.A.3 MP.1 MP.2 MP.4	HSN.Q.A.1 HSN.Q.A.2 HSN.Q.A.3 MP.1 MP.2 MP.4	HSN.Q.A.1 HSN.Q.A.2 HSN.Q.A.3 MP.1 MP.2 MP.4	HSN.Q.A.1 HSN.Q.A.2 HSN.Q.A.3 MP.1 MP.2 MP.4	HSN.Q.A.1 HSN.Q.A.2 HSN.Q.A.3 MP.1 MP.2 MP.4
CCSS-ELA Standards	SL.8.1 RI.9-10.3 RI.9-10.6 RI.11-12.3 RI.11-12.6 L.9-10.3 L.9-10.6 L.11-12.3 L.11-12.6	SL.8.1 RI.9-10.3 RI.9-10.6 RI.11-12.3 RI.11-12.6 L.9-10.3 L.9-10.6 L.11-12.3 L.11-12.6	SL.8.1 RI.9-10.3 RI.9-10.6 RI.11-12.3 RI.11-12.6 L.9-10.3 L.9-10.6 L.11-12.3 L.11-12.6	SL.8.1 RI.9-10.3 RI.9-10.6 RI.11-12.3 RI.11-12.6 L.9-10.3 L.9-10.6 L.11-12.3 L.11-12.6	SL.8.1 RI.9-10.3 RI.9-10.6 RI.11-12.3 RI.11-12.6 L.9-10.3 L.9-10.6 L.11-12.3 L.11-12.6	SL.8.1 RI.9-10.3 RI.9-10.6 RI.11-12.3 RI.11-12.6 L.9-10.3 L.9-10.6 L.11-12.3 L.11-12.6	SL.8.1 RI.9-10.3 RI.9-10.6 RI.11-12.3 RI.11-12.6 L.9-10.3 L.9-10.6 L.11-12.3 L.11-12.6	SL.8.1 RI.9-10.3 RI.9-10.6 RI.11-12.3 RI.11-12.6 L.9-10.3 L.9-10.6 L.11-12.3 L.11-12.6
CSTA Computer Science Standards	2-AP-11 2-AP-13 2-AP-17 3A-AP-17 3B-AP-11	2-AP-11 2-AP-13 2-AP-17 3A-AP-17 3B-AP-11	2-AP-11 2-AP-13 2-AP-17 3A-AP-17 3B-AP-11	2-AP-11 2-AP-13 2-AP-17 3A-AP-17 3B-AP-11	2-AP-11 2-AP-13 2-AP-17 3A-AP-17 3B-AP-11	2-AP-11 2-AP-13 2-AP-17 3A-AP-17 3B-AP-11	2-AP-11 2-AP-13 2-AP-17 3A-AP-17 3B-AP-11	2-AP-11 2-AP-13 2-AP-17 3A-AP-17 3B-AP-11
ISTE Standards	1.c, 1.d, 4.d, 5.c,	1.c, 1.d, 4.d, 5.c,	1.c, 1.d, 4.d, 5.c,	1.c, 1.d, 4.d, 5.c,	1.c, 1.d, 4.d, 5.c,	1.c, 1.d, 4.d, 5.c,	1.c, 1.d, 4.d, 5.c,	1.c, 1.d, 4.d, 5.c,



	5.d	5.d	5.d	5.d	5.d	5.d	5.d	5.d
UK National Curriculum	Key Stage 3 & 4 Computing*	Key Stage 3 & 4 Computing*	Key Stage 3 & 4 Computing*	Key Stage 3 & 4 Computing*	Key Stage 3 & 4 Computing*	Key Stage 3 & 4 Computing*	Key Stage 3 & 4 Computing*	Key Stage 3 & 4 Computing*
Sample Application of Skills	Explore a Cart-Pole game to understand how AI learns tasks.	Discuss the tradeoff between exploration and exploitation in learning to play games.	Apply AI concepts to create a Flappy-Bird style game.	Review Unit 4 concepts.	Take a quiz on Unit 4 concepts.	Analyze the impact of AI in different fields.	Conduct an independent research project on an AI topic.	Interact with a Chatbot.

*See individual lesson guides for details on UK Computer standards

Artificial Intelligence 401

Grades 7+

Scope and Sequence

Each lesson takes about 45-60 minutes to complete.

Artificial Intelligence 401 is a JavaScript and p5.js based course that's perfect for experienced students looking to implement AI in their programs. They learn how to use MediaPipe, an AI solution from Google. Additionally, the activities and projects engage students in developing computational thinking skills, as listed below from the CSTA Computer Science standards and UK Computing standards. The Common Core State Standards for Mathematics and English Language Arts that students develop are also listed here.

	Lesson 5.4 - Bias	Lesson 5.5 - Review	Lesson 5.6 - Quiz					
Key Skills and Concepts	<ul style="list-style-type: none"> • Bias in AI • Trained models 	<ul style="list-style-type: none"> • Benefits and harmful effects of AI • Bias • Impacts of AI • Ethics 	<ul style="list-style-type: none"> • Benefits and harmful effects of AI • Bias • Impacts of AI • Ethics 					
CCSS-Math Standards	HSN.Q.A.1 HSN.Q.A.2 HSN.Q.A.3 MP.1 MP.2 MP.4	HSN.Q.A.1 HSN.Q.A.2 HSN.Q.A.3 MP.1 MP.2 MP.4	HSN.Q.A.1 HSN.Q.A.2 HSN.Q.A.3 MP.1 MP.2 MP.4					
CCSS-ELA Standards	SL.8.1 RI.9-10.3 RI.9-10.6 RI.11-12.3 RI.11-12.6 L.9-10.3 L.9-10.6 L.11-12.3 L.11-12.6	SL.8.1 RI.9-10.3 RI.9-10.6 RI.11-12.3 RI.11-12.6 L.9-10.3 L.9-10.6 L.11-12.3 L.11-12.6	SL.8.1 RI.9-10.3 RI.9-10.6 RI.11-12.3 RI.11-12.6 L.9-10.3 L.9-10.6 L.11-12.3 L.11-12.6					
CSTA Computer Science Standards	2-AP-11 2-AP-13 2-AP-17 3A-AP-17 3B-AP-11	2-AP-11 2-AP-13 2-AP-17 3A-AP-17 3B-AP-11	2-AP-11 2-AP-13 2-AP-17 3A-AP-17 3B-AP-11					
ISTE Standards	1.c, 1.d, 4.d, 5.c, 5.d	1.c, 1.d, 4.d, 5.c, 5.d	1.c, 1.d, 4.d, 5.c, 5.d					
UK National	Key Stage 3 & 4	Key Stage 3 & 4	Key Stage 3 & 4					

Curriculum	Computing*	Computing*	Computing*					
Sample Application of Skills	Practice adding new classes to an AI model.	Review Unit 5 concepts.	Take a quiz on Unit 5 concepts.					

*See individual lesson guides for details on UK Computer standards

Python 201

Grades 8+

Scope and Sequence

Each lesson takes about 45-60 minutes to complete.

Python 201 is a course for students in grade 8 or above who are already familiar with the basics of programming. As a complement to Python 101, which approaches Python as a tool to build games and solve visual puzzles, Python 201 takes a more traditional computer science approach. The stories, games, puzzles, and projects engage students in developing computational thinking skills in Python, as listed below from the CSTA Level 3 Computer Science standards. The Common Core State Standards for Mathematics and English Language Arts that students develop are also listed here.

	Lesson 1 - Welcome to Python	Lesson 2 - Variables and I/O	Lesson 3 - Data Types	Lesson 4 - Math Operators	Lesson 5 - Boolean Logic	Lesson 6 - Turtle Graphics	Lesson 7 - Branching	Lesson 8 - While Loops	
Key Skills and Concepts	<ul style="list-style-type: none"> Use Python instructions to display different values Document code with comments 	<ul style="list-style-type: none"> Use variables to store information Reassign values to variables 	<ul style="list-style-type: none"> Define and use strings, integers, floats, and booleans Convert strings to integers Convert integers to strings 	<ul style="list-style-type: none"> Use the exponent and modulus operators Increment and decrement values stored in variables convert integers to floats 	<ul style="list-style-type: none"> Write and apply logic/boolean expressions Use boolean operators to compare values and expressions 	<ul style="list-style-type: none"> Import and use multiple programming libraries Use the turtle library like a pen to draw different shapes and images 	<ul style="list-style-type: none"> Create and use conditional statements Write programs that react differently based on user input 	<ul style="list-style-type: none"> Recognize patterns Use “while” loops with conditional statements Use variables to control iteration and accumulate values 	
CCSS-Math Standards	HSN.Q.A.2 HSN.Q.A.3 MP.1 MP.2	HSN.Q.A.1 HSN.Q.A.2 HSN.Q.A.3 MP.1 MP.2 MP.4	HSN.Q.A.1 HSN.Q.A.2 HSN.Q.A.3 MP.1 MP.2 MP.4	HSN.Q.A.1 HSN.Q.A.2 HSN.Q.A.3 MP.1 MP.2 MP.4	HSN.Q.A.1 HSN.Q.A.2 HSN.Q.A.3 MP.1 MP.2 MP.4	HSN.Q.A.1 HSN.Q.A.2 HSN.Q.A.3 HSA.CED.A.1 HSA.CED.A.3 MP.1, MP.2, MP.4	HSN.Q.A.1 HSN.Q.A.2 HSN.Q.A.3 MP.1 MP.2 MP.4	HSN.Q.A.1 HSN.Q.A.2 HSN.Q.A.3 MP.1 MP.2 MP.4	
CCSS-ELA Standards	SL.8.1 RI.9-10.3 RI.9-10.6 RI.11-12.3 RI.11-12.6 L.9-10.3 L.9-10.6 L.11-12.3 L.11-12.6	SL.8.1 RI.9-10.3 RI.9-10.6 RI.11-12.3 RI.11-12.6 L.9-10.3 L.9-10.6 L.11-12.3 L.11-12.6	SL.8.1 RI.9-10.3 RI.9-10.6 RI.11-12.3 RI.11-12.6 L.9-10.3 L.9-10.6 L.11-12.3 L.11-12.6	SL.8.1 RI.9-10.3 RI.9-10.6 RI.11-12.3 RI.11-12.6 L.9-10.3 L.9-10.6 L.11-12.3 L.11-12.6	SL.8.1 RI.9-10.3 RI.9-10.6 RI.11-12.3 RI.11-12.6 L.9-10.3 L.9-10.6 L.11-12.3 L.11-12.6	SL.8.1 RI.9-10.3 RI.9-10.6 RI.11-12.3 RI.11-12.6 L.9-10.3 L.9-10.6 L.11-12.3 L.11-12.6	SL.8.1 RI.9-10.3 RI.9-10.6 RI.11-12.3 RI.11-12.6 L.9-10.3 L.9-10.6 L.11-12.3 L.11-12.6	SL.8.1 RI.9-10.3 RI.9-10.6 RI.11-12.3 RI.11-12.6 L.9-10.3 L.9-10.6 L.11-12.3 L.11-12.6	SL.8.1 RI.9-10.3 RI.9-10.6 RI.11-12.3 RI.11-12.6 L.9-10.3 L.9-10.6 L.11-12.3 L.11-12.6
CSTA Computer Science	2-AP-13 2-AP-16 2-AP-17 2-AP-19	2-AP-11 2-AP-13 2-AP-16 2-AP-17	2-AP-11 2-AP-13 2-AP-17 3A-AP-17	2-AP-11 2-AP-13 2-AP-17 3A-AP-17	2-AP-11 2-AP-13 2-AP-17	2-AP-11 2-AP-13 2-AP-16 2-AP-17	2-AP-11 2-AP-13 2-AP-16 2-AP-17	2-AP-11 2-AP-12 2-AP-13 2-AP-15	



Standards	3A-AP-17 3B-AP-11	3A-AP-17 3A-AP-21 3B-AP-11	3A-AP-21 3B-AP-11	3B-AP-11 3A-IC-26	3A-AP-17 3B-AP-11	3A-AP-17 3B-AP-11 3B-AP-12	3A-AP-17 3B-AP-11 3B-AP-12	2-AP-17 3A-AP-17 3B-AP-11 3B-AP-12
ISTE Standards	1.c, 1.d, 4.d, 5.c, 5.d	1.c, 1.d, 4.d, 5.c, 5.d, 6.b	1.c, 1.d, 4.d, 5.c, 5.d	1.c, 1.d, 4.d, 5.c, 5.d	1.c, 1.d, 4.d, 5.c, 5.d	1.c, 1.d, 4.d, 5.c, 5.d, 6.b	1.c, 1.d, 4.d, 5.c, 5.d, 6.b	1.c, 1.d, 4.d, 5.c, 5.d
UK National Curriculum	Coming Soon	Coming Soon	Coming Soon	Coming Soon	Coming Soon	Coming Soon	Coming Soon	Coming Soon
Sample Application of Skills	Fix syntax errors based on feedback from error messages.	Initialize a variable	Identify the difference between the four data types	Simulate real word mathematical equations with Python	Predict the results of comparisons using math	Change the color of the Turtle object	Apply branching concepts to real world problems	Control a program's flow by using break and continue statements

Python 201

Grades 8+

Scope and Sequence

Each lesson takes about 45-60 minutes to complete.

Python 201 is a course for students in grade 8 or above who are already familiar with the basics of programming. As a complement to Python 101, which approaches Python as a tool to build games and solve visual puzzles, Python 201 takes a more traditional computer science approach. The stories, games, puzzles, and projects engage students in developing computational thinking skills in Python, as listed below from the CSTA Level 3 Computer Science standards. The Common Core State Standards for Mathematics and English Language Arts that students develop are also listed here.

	Lesson 9 - Strings	Lesson 10 - Lists	Lesson 11 - For Loops	Lesson 12 - Functions	Lesson 13 - Dictionaries	Lesson 14 - Classes and Objects	Lesson 15 - Recursion	
Key Skills and Concepts	<ul style="list-style-type: none"> Apply specific functions to strings to change the strings in certain ways Access specific parts of strings using indexes 	<ul style="list-style-type: none"> Create lists in Python Use indexes to find particular elements or to create new lists Add, remove, and count values in a list 	<ul style="list-style-type: none"> Use “for” loops to iterate through lists and manipulate each element Iterate over a range of numbers Use nested loops for drawing shapes and images 	<ul style="list-style-type: none"> Define and call functions Identify when to use different parameters Use global variables to store values that are changed in functions 	<ul style="list-style-type: none"> Create and alter values stored in dictionaries Identify differences between a key and a value in a key-value pair Iterate through dictionaries 	<ul style="list-style-type: none"> Define classes with functions and variables Use classes to create objects Change the values in attributes of objects 	<ul style="list-style-type: none"> Define recursion Write out what the base case and recursive case are for different mathematical problems 	
CCSS-Math Standards	HSN.Q.A.1 HSN.Q.A.2 HSN.Q.A.3 MP.1 MP.2 MP.4	HSN.Q.A.1 HSN.Q.A.2 HSN.Q.A.3 MP.1 MP.2 MP.4	HSN.Q.A.1 HSN.Q.A.2 HSN.Q.A.3 MP.1 MP.2 MP.4	HSN.Q.A.1 HSN.Q.A.2 HSN.Q.A.3 MP.1 MP.2 MP.4	HSN.Q.A.1 HSN.Q.A.2 HSN.Q.A.3 MP.1 MP.2 MP.4	HSN.Q.A.1 HSN.Q.A.2 HSN.Q.A.3 MP.1 MP.2 MP.4	HSN.Q.A.1 HSN.Q.A.2 HSN.Q.A.3 MP.1 MP.2 MP.4	
CCSS-ELA Standards	SL.8.1 RI.9-10.3 RI.9-10.6 RI.11-12.3 RI.11-12.6 L.9-10.3 L.9-10.6 L.11-12.3 L.11-12.6	SL.8.1 RI.9-10.3 RI.9-10.6 RI.11-12.3 RI.11-12.6 L.9-10.3 L.9-10.6 L.11-12.3 L.11-12.6	SL.8.1 RI.9-10.3 RI.9-10.6 RI.11-12.3 RI.11-12.6 L.9-10.3 L.9-10.6 L.11-12.3 L.11-12.6	SL.8.1 RI.9-10.3 RI.9-10.6 RI.11-12.3 RI.11-12.6 L.9-10.3 L.9-10.6 L.11-12.3 L.11-12.6	SL.8.1 RI.9-10.3 RI.9-10.6 RI.11-12.3 RI.11-12.6 L.9-10.3 L.9-10.6 L.11-12.3 L.11-12.6	SL.8.1 RI.9-10.3 RI.9-10.6 RI.11-12.3 RI.11-12.6 L.9-10.3 L.9-10.6 L.11-12.3 L.11-12.6	SL.8.1 RI.9-10.3 RI.9-10.6 RI.11-12.3 RI.11-12.6 L.9-10.3 L.9-10.6 L.11-12.3 L.11-12.6	

CSTA Computer Science Standards	2-AP-11 2-AP-12 2-AP-13 2-AP-15 2-AP-17 3A-AP-17 3B-AP-11 3B-AP-12	2-AP-11 2-AP-12 2-AP-13 2-AP-15 2-AP-17 3A-AP-17 3B-AP-11 3B-AP-12	2-AP-11 2-AP-12 2-AP-13 2-AP-15 2-AP-17 3A-AP-14 3A-AP-17 3B-AP-11 3B-AP-12	2-AP-11 2-AP-12 2-AP-13 2-AP-14 2-AP-15 2-AP-17 3A-AP-17 3B-AP-11 3B-AP-12	2-AP-11 2-AP-12 2-AP-13 2-AP-14 2-AP-15 2-AP-17 3A-AP-14 3A-AP-17 3B-AP-11 3B-AP-12	2-AP-11 2-AP-12 2-AP-13 2-AP-14 2-AP-15 2-AP-17 3A-AP-17 3B-AP-11 3B-AP-12	2-AP-11 2-AP-12 2-AP-13 2-AP-14 2-AP-15 2-AP-16 2-AP-17 3A-AP-17 3B-AP-11 3B-AP-12	
ISTE Standards	1.c, 1.d, 4.d, 5.c, 5.d	1.c, 1.d, 4.d, 5.c, 5.d	1.c, 1.d, 4.d, 5.c, 5.d	1.c, 1.d, 4.d, 5.c, 5.d	1.c, 1.d, 4.d, 5.c, 5.d	1.c, 1.d, 4.d, 5.c, 5.d	1.c, 1.d, 4.d, 5.c, 5.d	
UK National Curriculum	Coming Soon	Coming Soon	Coming Soon	Coming Soon	Coming Soon	Coming Soon	Coming Soon	
Sample Application of Skills	Find and replace a specific substring	Sort lists alphabetically	Create programs to count calendar days depending on the year	Create multiple functions in one program	Add and remove elements from dictionaries	Create classes that take multiple parameters	Write programs that solve problems recursively, without loops	

Programming 400

Scope and Sequence

Grades 9+

Each lesson takes about 45-60 minutes to complete.

Introduce your high school class to coding. In this course, students get started with Python, then move on to JavaScript and HTML/CSS. Students learn on their own as they progress through interactive tutorials and coding puzzles, following along to build their own projects.

	Lesson 1 - Intro to Python	Lesson 2 - Spiral Shapes	Lesson 3 - Intro to JavaScript	Lesson 4 - Emoji Maker	Lesson 5 - Photo Album		
Key Skills and Concepts	<ul style="list-style-type: none"> Python syntax for loops Comments 	<ul style="list-style-type: none"> Turtle graphics Functions 	<ul style="list-style-type: none"> JavaScript syntax for loops 	<ul style="list-style-type: none"> Functions p5.JS 	<ul style="list-style-type: none"> HTML elements CSS styles Web pages Images 		
CSTA Computer Science Standards	3A-AP-17 3A-AP-21 3A-AP-22 3B-AP-10 3B-AP-11	3A-AP-17 3A-AP-21 3A-AP-22 3B-AP-10 3B-AP-11 3B-AP-15 3B-AP-22	3A-AP-17 3A-AP-21 3A-AP-22 3B-AP-10 3B-AP-11	3A-AP-17 3A-AP-21 3A-AP-22 3B-AP-10 3B-AP-11 3B-AP-15 3B-AP-22	3A-AP-17 3A-AP-21 3A-AP-22 3B-AP-10 3B-AP-11 3B-AP-15 3B-AP-22		
ISTE Standards	1.1.c 1.1.d 1.4.d 1.5.c	1.1.c 1.1.d 1.4.d 1.5.c 1.6.b	1.1.c 1.1.d 1.4.d 1.5.c	1.1.c 1.1.d 1.4.d 1.5.c 1.6.b	1.1.c 1.1.d 1.4.d 1.5.c 1.6.b		
UK National Curriculum	Key stage 3&4*	Key stage 3&4*	Key stage 3&4*	Key stage 3&4*	Key stage 3&4*		
Sample Application of Skills	Use Python commands to move a character and solve coding puzzles.	Use Python and turtle graphics to create spiral shapes.	Use JavaScript commands to and for loops to complete coding puzzles.	Create a project that uses simple shapes to draw an emoji.	Use HTML and CSS to create a web page that showcases pictures.		

Scope and Sequence

Each unit includes a suggested pacing guide.

Students will explore programming by problem-solving with Java, a language that's widely used in introductory college computer science courses and the high-tech industry. This AP-aligned preparatory course is for all academically prepared high-school readers, with hands-on exercises exploring design strategies and methodologies, data structures, and the ethical and social implications of computing.

	Lesson 1.1 - Images	Lesson 1.2 - Introduction	Lesson 1.3 - Visualizing Algorithms	Lesson 1.4 - Printing to the Console	Lesson 1.5 - Strings and Input	1.6 - Algorithms Review
Key Skills and Concepts	<ul style="list-style-type: none"> Technology's role in the world 	<ul style="list-style-type: none"> Java syntax Algorithms 	<ul style="list-style-type: none"> Java syntax Algorithms 	<ul style="list-style-type: none"> Java syntax Algorithms Print commands 	<ul style="list-style-type: none"> Java syntax Algorithms Strings Input Variables 	<ul style="list-style-type: none"> Java syntax Algorithms Commands
CSTA Computer Science Standards	3B-IC-27	3A-AP-16 3A-AP-17 3B-AP-10 3B-AP-11	3B-AP-10 3B-AP-11 3A-AP-23	3A-AP-16 3A-AP-17 3B-AP-10 3B-AP-11	3A-AP-16 3A-AP-17 3B-AP-10 3B-AP-11	3A-IC-26
ISTE Standards	1.1.c, 1.1.d, 1.4.d, 1.5.c	1.1.c, 1.1.d, 1.4.d, 1.5.c	1.1.c, 1.1.d, 1.4.d, 1.5.c	1.1.c, 1.1.d, 1.4.d, 1.5.c	1.1.c, 1.1.d, 1.4.d, 1.5.c	1.1.c, 1.1.d, 1.4.d, 1.5.c
UK National Curriculum	Key stage 3&4*	Key stage 3&4*	Key stage 3&4*	Key stage 3&4*	Key stage 3&4*	Key stage 3&4*
Sample Application of Skills	Learn about Java and Computer Science.	Solve 3 coding puzzles.	Visualize a program using a flowchart.	Display text in the console.	Create input prompts, save the inputs to a variable, and print the variable's value.	Reinforce what was learned so far about algorithms.

Scope and Sequence

Each unit includes a suggested pacing guide.

Students will explore programming by problem-solving with Java, a language that's widely used in introductory college computer science courses and the high-tech industry. This AP-aligned preparatory course is for all academically prepared high-school readers, with hands-on exercises exploring design strategies and methodologies, data structures, and the ethical and social implications of computing.

	Lesson 1.7 - Algorithms Quiz	Lesson 2.1 - Abstraction	Lesson 2.2 - More on Methods	Lesson 2.3 - Composition	Lesson 2.4 - ASCII Art Methods	2.5 - Methods Review
Key Skills and Concepts	<ul style="list-style-type: none"> Algorithms Commands 	<ul style="list-style-type: none"> Abstraction Methods 	<ul style="list-style-type: none"> Methods Algorithms Camel case 	<ul style="list-style-type: none"> Methods Composition Debugging 	<ul style="list-style-type: none"> Refinement Algorithms 	<ul style="list-style-type: none"> Refactoring Abstraction Methods Composition
CSTA Computer Science Standards	3A-IC-26	3A-AP-16 3A-AP-17 3B-AP-10 3B-AP-11 3A-CS-01	3A-AP-16 3A-AP-17 3B-AP-10 3B-AP-11	3A-AP-16 3A-AP-17 3B-AP-10 3B-AP-11	3A-AP-16 3A-AP-17 3B-AP-10 3B-AP-11 3B-AP-14 3B-AP-22	3A-IC-26
ISTE Standards	1.1.c, 1.1.d, 1.4.d, 1.5.c	1.1.c, 1.1.d, 1.4.d, 1.5.c	1.1.c, 1.1.d, 1.4.d, 1.5.c	1.1.c, 1.1.d, 1.4.d, 1.5.c	1.1.c, 1.1.d, 1.4.d, 1.5.c	1.1.c, 1.1.d, 1.4.d, 1.5.c
UK National Curriculum	Key stage 3&4*	Key stage 3&4*	Key stage 3&4*	Key stage 3&4*	Key stage 3&4*	Key stage 3&4*
Sample Application of Skills	Take a quiz on Unit 1 concepts.	Create your own methods.	Solve four coding puzzles by creating your own method.	Improve a program by simplifying the code.	Create a text image.	Review Unit 2 concepts.

Scope and Sequence

Each unit includes a suggested pacing guide.

Students will explore programming by problem-solving with Java, a language that's widely used in introductory college computer science courses and the high-tech industry. This AP-aligned preparatory course is for all academically prepared high-school readers, with hands-on exercises exploring design strategies and methodologies, data structures, and the ethical and social implications of computing.

	Lesson 2.6 - Methods Quiz	Lesson 3.1 - Encoding Information	Lesson 3.2 - Binary Numbers	Lesson 3.3 - Variables	Lesson 3.4 - How to Use Variables	Lesson 3.5 - Types
Key Skills and Concepts	<ul style="list-style-type: none"> Refactoring Abstraction Methods Composition 	<ul style="list-style-type: none"> Data encoding 	<ul style="list-style-type: none"> Binary number system Bit and bit sequences 	<ul style="list-style-type: none"> Java syntax Variables Operators 	<ul style="list-style-type: none"> Assigning variables Variable types 	<ul style="list-style-type: none"> Assigning variables Variable types
CSTA Computer Science Standards	3A-CS-01 3A-AP-16 3A-AP-17 3B-AP-10 3B-AP-11	3A-IC-26 3A-AP-16 3A-AP-17 3B-AP-10 3B-AP-11	3A-IC-26	3A-AP-16 3A-AP-17 3B-AP-10 3B-AP-11	3A-AP-16 3A-AP-17 3B-AP-10 3B-AP-11	3A-AP-16 3A-AP-17 3B-AP-10 3B-AP-11 3A-AP-21
ISTE Standards	1.1.c, 1.1.d, 1.4.d, 1.5.c	1.1.c, 1.1.d, 1.4.d, 1.5.c	1.1.c, 1.1.d, 1.4.d, 1.5.c	1.1.c, 1.1.d, 1.4.d, 1.5.c	1.1.c, 1.1.d, 1.4.d, 1.5.c	1.1.c, 1.1.d, 1.4.d, 1.5.c
UK National Curriculum	Key stage 3&4*	Key stage 3&4*	Key stage 3&4*	Key stage 3&4*	Key stage 3&4*	Key stage 3&4*
Sample Application of Skills	Take a quiz on Unit 2 concepts.	View an example of encoded data in your daily lives.	Convert from binary to decimal and vice versa.	Assign your own variables and declare the values as integers or strings.	Assign and reassign variables.	Create and declare the values of int, double, float, char, and boolean types.

Scope and Sequence

Each unit includes a suggested pacing guide.

Students will explore programming by problem-solving with Java, a language that's widely used in introductory college computer science courses and the high-tech industry. This AP-aligned preparatory course is for all academically prepared high-school readers, with hands-on exercises exploring design strategies and methodologies, data structures, and the ethical and social implications of computing.

	Lesson 3.6 - Variables Review	Lesson 3.7 - Variables Quiz	Lesson 4.1 - What's an Expression?	Lesson 4.2 - Variable Initialization in Java	Lesson 4.3 - Working with Numbers	Lesson 4.4 - Expressions, Operators, and Statements Review
Key Skills and Concepts	<ul style="list-style-type: none"> Encoding Binary numbers Variables Operators Literals Naming conventions 	<ul style="list-style-type: none"> Encoding Binary numbers Variables Operators Literals Naming conventions 	<ul style="list-style-type: none"> Expressions Variable types Java syntax 	<ul style="list-style-type: none"> Variable initialization Operators 	<ul style="list-style-type: none"> Variable types Floating numbers, integers, and doubles 	<ul style="list-style-type: none"> Expressions Operators Java Syntax Assignment operators
CSTA Computer Science Standards	3A-IC-26	3A-AP-16 3A-AP-17 3B-AP-10 3B-AP-11	3A-AP-16 3A-AP-17 3B-AP-10 3B-AP-11	3A-AP-16 3A-AP-17 3B-AP-10 3B-AP-11	3A-AP-16 3A-AP-17 3B-AP-10 3B-AP-11	3B-AP-23
ISTE Standards	1.1.c, 1.1.d, 1.4.d, 1.5.c	1.1.c, 1.1.d, 1.4.d, 1.5.c	1.1.c, 1.1.d, 1.4.d, 1.5.c	1.1.c, 1.1.d, 1.4.d, 1.5.c	1.1.c, 1.1.d, 1.4.d, 1.5.c	1.1.c, 1.1.d, 1.4.d, 1.5.c
UK National Curriculum	Key stage 3&4*	Key stage 3&4*	Key stage 3&4*	Key stage 3&4*	Key stage 3&4*	Key stage 3&4*
Sample Application of Skills	Review Unit 3 concepts.	Take a quiz on Unit 3 concepts.	Create your own expression.	Practice using operators.	Experiment with type limits and wrapping values.	Review Unit 4 concepts.

Scope and Sequence

Each unit includes a suggested pacing guide.

Students will explore programming by problem-solving with Java, a language that's widely used in introductory college computer science courses and the high-tech industry. This AP-aligned preparatory course is for all academically prepared high-school readers, with hands-on exercises exploring design strategies and methodologies, data structures, and the ethical and social implications of computing.

	Lesson 4.5 - Expressions, Operators, and Statements Quiz	Lesson 5.1 - Variables and Memory	Lesson 5.2 - Properties and Behaviors	Lesson 5.3 - Classes	Lesson 5.4 - Instance Variables and Methods	Lesson 5.5 - Constructors
Key Skills and Concepts	<ul style="list-style-type: none"> Expressions Operators Java Syntax Assignment operators 	<ul style="list-style-type: none"> Variables Value types Reference types Recursion 	<ul style="list-style-type: none"> Properties/attributes Behaviors Objects Object-oriented programming 	<ul style="list-style-type: none"> Custom types in Java Classes 	<ul style="list-style-type: none"> Classes Strings Instance variables Instance methods 	<ul style="list-style-type: none"> Constructors in Java
CSTA Computer Science Standards	3A-AP-16 3A-AP-17 3B-AP-10 3B-AP-11	3A-AP-22 3A-AP-16 3A-AP-17 3B-AP-10 3B-AP-11 3B-AP-13 3B-AP-15	3A-IC-26	3A-AP-16 3A-AP-17 3B-AP-10 3B-AP-11	3A-AP-16 3A-AP-17 3B-AP-10 3B-AP-11 3B-AP-21	3A-AP-16 3A-AP-17 3B-AP-10 3B-AP-11
ISTE Standards	1.1.c, 1.1.d, 1.4.d, 1.5.c	1.1.c, 1.1.d, 1.4.d, 1.5.c	1.1.c, 1.1.d, 1.4.d, 1.5.c	1.1.c, 1.1.d, 1.4.d, 1.5.c	1.1.c, 1.1.d, 1.4.d, 1.5.c	1.1.c, 1.1.d, 1.4.d, 1.5.c
UK National Curriculum	Key stage 3&4*	Key stage 3&4*	Key stage 3&4*	Key stage 3&4*	Key stage 3&4*	Key stage 3&4*
Sample Application of Skills	Take a quiz on Unit 4 concepts.	Trace and execute recursive methods.	Explore the fundamental ideas behind objects and object-oriented programming.	Practice making custom types (classes) in Java.	Practice assigning values to the properties of the instances.	Explore constructors and discuss why they're useful.

Scope and Sequence

Each unit includes a suggested pacing guide.

Students will explore programming by problem-solving with Java, a language that's widely used in introductory college computer science courses and the high-tech industry. This AP-aligned preparatory course is for all academically prepared high-school readers, with hands-on exercises exploring design strategies and methodologies, data structures, and the ethical and social implications of computing.

	Lesson 5.6 - Drawing Shapes	Lesson 5.7 - The Math Class	Lesson 5.8 - Review	Lesson 5.9 - Quiz	Lesson 6.1 - Introduction to Strings
Key Skills and Concepts	<ul style="list-style-type: none"> • Methods • Java syntax 	<ul style="list-style-type: none"> • Math class • random() • abs() • pow() 	<ul style="list-style-type: none"> • Classes • Constructors • Primitive types 	<ul style="list-style-type: none"> • Classes • Constructors • Primitive types 	<ul style="list-style-type: none"> • Strings • Char values • Concatenation
CSTA Computer Science Standards	3A-AP-16 3A-AP-17 3B-AP-10 3B-AP-11	3A-AP-16 3A-AP-17 3B-AP-10 3B-AP-11	3A-IC-26	3A-AP-16 3A-AP-17 3B-AP-10 3B-AP-11	3A-AP-21 3A-AP-16 3A-AP-17 3B-AP-10 3B-AP-11 3B-AP-12
ISTE Standards	1.1.c, 1.1.d, 1.4.d, 1.5.c	1.1.c, 1.1.d, 1.4.d, 1.5.c	1.1.c, 1.1.d, 1.4.d, 1.5.c	1.1.c, 1.1.d, 1.4.d, 1.5.c	1.1.c, 1.1.d, 1.4.d, 1.5.c
UK National Curriculum	Key stage 3&4*	Key stage 3&4*	Key stage 3&4*	Key stage 3&4*	Key stage 3&4*
Sample Application of Skills	Use methods to create shapes on the canvas.	Explore the Java Math class.	Review Unit 5 concepts.	Take a quiz on Unit 5 concepts.	Create programs that use strings.

Scope and Sequence

Each unit includes a suggested pacing guide.

Students will explore programming by problem-solving with Java, a language that's widely used in introductory college computer science courses and the high-tech industry. This AP-aligned preparatory course is for all academically prepared high-school readers, with hands-on exercises exploring design strategies and methodologies, data structures, and the ethical and social implications of computing.

	Lesson 6.2 - String Methods	Lesson 6.3 - More String Methods	Lesson 6.4 - Substrings	Lesson 6.5 - Review	Lesson 6.6 - Quiz	Lesson 7.1 - Boolean Expression Basics
Key Skills and Concepts	<ul style="list-style-type: none"> The String class Methods Stack overflow 	<ul style="list-style-type: none"> compareTo method Strings input 	<ul style="list-style-type: none"> Substring method in Java Strings 	<ul style="list-style-type: none"> Strings Types of data Operators String methods Special characters 	<ul style="list-style-type: none"> Strings Types of data Operators String methods Special characters 	<ul style="list-style-type: none"> Logic Boolean expressions Operators
CSTA Computer Science Standards	3A-AP-16 3A-AP-17 3B-AP-10 3B-AP-11 3B-AP-16	3A-AP-21 3A-AP-16 3A-AP-17 3B-AP-10 3B-AP-11 3B-AP-12	3A-AP-16 3A-AP-17 3B-AP-10 3B-AP-11	3A-IC-26	3A-AP-16 3A-AP-17 3B-AP-10 3B-AP-11	3A-AP-16 3A-AP-17 3B-AP-10 3B-AP-11
ISTE Standards	1.1.c, 1.1.d, 1.4.d, 1.5.c	1.1.c, 1.1.d, 1.4.d, 1.5.c	1.1.c, 1.1.d, 1.4.d, 1.5.c	1.1.c, 1.1.d, 1.4.d, 1.5.c	1.1.c, 1.1.d, 1.4.d, 1.5.c	1.1.c, 1.1.d, 1.4.d, 1.5.c
UK National Curriculum	Key stage 3&4*	Key stage 3&4*	Key stage 3&4*	Key stage 3&4*	Key stage 3&4*	Key stage 3&4*
Sample Application of Skills	Explore different ways to call on a string.	Explore more string methods.	Explore the substring method of string and practice using it.	Review Unit 6 concepts.	Take a quiz on Unit 6 concepts.	Explore examples of boolean operators in Java.

Scope and Sequence

Each unit includes a suggested pacing guide.

Students will explore programming by problem-solving with Java, a language that's widely used in introductory college computer science courses and the high-tech industry. This AP-aligned preparatory course is for all academically prepared high-school readers, with hands-on exercises exploring design strategies and methodologies, data structures, and the ethical and social implications of computing.

	Lesson 7.2 - Logical Operators in Java	Lesson 7.3 - Using Relational and Logical Operators Together	Lesson 7.4 - Conditional Statements	Lesson 7.5 - Else and Else-If Statements	Lesson 7.6 - Conditionals Review	Lesson 7.7 - Conditionals Quiz
Key Skills and Concepts	<ul style="list-style-type: none"> • Branching • Logical operators • Boolean expressions 	<ul style="list-style-type: none"> • Branching • Short-circuiting 	<ul style="list-style-type: none"> • Conditionals • Sequential control flow 	<ul style="list-style-type: none"> • Conditional statements 	<ul style="list-style-type: none"> • Boolean operators • Conditionals • Logical operators 	<ul style="list-style-type: none"> • Boolean operators • Conditionals • Logical operators
CSTA Computer Science Standards	3A-AP-16 3A-AP-17 3B-AP-10 3B-AP-11 3B-AP-22	3B-AP-14	3A-AP-16 3A-AP-17 3B-AP-10 3B-AP-11	3A-AP-16 3A-AP-17 3B-AP-10 3B-AP-11	3A-IC-26	3A-AP-16 3B-AP-10
ISTE Standards	1.1.c, 1.1.d, 1.4.d, 1.5.c	1.1.c, 1.1.d, 1.4.d, 1.5.c	1.1.c, 1.1.d, 1.4.d, 1.5.c	1.1.c, 1.1.d, 1.4.d, 1.5.c	1.1.c, 1.1.d, 1.4.d, 1.5.c	1.1.c, 1.1.d, 1.4.d, 1.5.c
UK National Curriculum	Key stage 3&4*	Key stage 3&4*	Key stage 3&4*	Key stage 3&4*	Key stage 3&4*	Key stage 3&4*
Sample Application of Skills	Evaluate boolean expressions.	Practice building complex boolean expressions.	Explore conditional logic.	Explore "else" and "if-else" constructs in Java.	Review Unit 7 concepts.	Take a quiz on Unit 7 concepts.

Scope and Sequence

Each unit includes a suggested pacing guide.

Students will explore programming by problem-solving with Java, a language that's widely used in introductory college computer science courses and the high-tech industry. This AP-aligned preparatory course is for all academically prepared high-school readers, with hands-on exercises exploring design strategies and methodologies, data structures, and the ethical and social implications of computing.

	Lesson 8.1 - The While Loop	Lesson 8.2 - Take Control of Loops	Lesson 8.3 - Infinite Loops	Lesson 8.4 - Draw With Loops	Lesson 8.5 - Randomness	Lesson 8.6 - While Loop Puzzles
Key Skills and Concepts	<ul style="list-style-type: none"> • While loops • Java syntax • Iteration 	<ul style="list-style-type: none"> • While loops • Iteration • Return statement • Code tracing 	<ul style="list-style-type: none"> • Infinite loop • Input controlled loops • Sentinel value 	<ul style="list-style-type: none"> • While loops • Algorithmic art 	<ul style="list-style-type: none"> • Math.random() • Randomness 	<ul style="list-style-type: none"> • While loops • Conditional statements
CSTA Computer Science Standards	3A-AP-16 3A-AP-17 3B-AP-10 3B-AP-11	3A-AP-16 3A-AP-17 3B-AP-10 3B-AP-11	3A-AP-16 3A-AP-17 3B-AP-10 3B-AP-11	3A-AP-16 3A-AP-17 3B-AP-10 3B-AP-11	3A-AP-16 3A-AP-17 3B-AP-10 3B-AP-11	3A-AP-16 3A-AP-17 3B-AP-10 3B-AP-11
ISTE Standards	1.1.c, 1.1.d, 1.4.d, 1.5.c	1.1.c, 1.1.d, 1.4.d, 1.5.c	1.1.c, 1.1.d, 1.4.d, 1.5.c	1.1.c, 1.1.d, 1.4.d, 1.5.c	1.1.c, 1.1.d, 1.4.d, 1.5.c	1.1.c, 1.1.d, 1.4.d, 1.5.c
UK National Curriculum	Key stage 3&4*	Key stage 3&4*	Key stage 3&4*	Key stage 3&4*	Key stage 3&4*	Key stage 3&4*
Sample Application of Skills	Solve coding puzzles that use while loops and methods.	Use break statements to halt loops.	Learn about common errors in programming with loops.	Use while loops to create algorithmic art.	Create a computerized coin flipper.	Solve coding puzzles that use while loops and conditional statements.

Scope and Sequence

Each unit includes a suggested pacing guide.

Students will explore programming by problem-solving with Java, a language that's widely used in introductory college computer science courses and the high-tech industry. This AP-aligned preparatory course is for all academically prepared high-school readers, with hands-on exercises exploring design strategies and methodologies, data structures, and the ethical and social implications of computing.

	Lesson 8.7 - While Loops Review	Lesson 8.8 - While Loops Quiz	Lesson 9.1 - For Loop Basics	Lesson 9.2 - Nested Loops	Lesson 9.3 - Accumulating, Filtering, Mapping	Lesson 9.4 - Loop Challenges
Key Skills and Concepts	<ul style="list-style-type: none"> Conditional statements While loops Random numbers 	<ul style="list-style-type: none"> Conditional statements While loops Random numbers 	<ul style="list-style-type: none"> For loops While loops iteration 	<ul style="list-style-type: none"> Nested loops For loops While loops 	<ul style="list-style-type: none"> Accumulate, filter, and map data Software patterns 	<ul style="list-style-type: none"> Loops Graphing
CSTA Computer Science Standards	3A-IC-26	3A-AP-16 3A-AP-17 3B-AP-10 3B-AP-11	3A-AP-16 3A-AP-17 3B-AP-10 3B-AP-11 3B-AP-22	3A-AP-16 3A-AP-17 3B-AP-10 3B-AP-11	3A-AP-16 3A-AP-17 3B-AP-10 3B-AP-11	3A-AP-16 3A-AP-17 3B-AP-10 3B-AP-11
ISTE Standards	1.1.c, 1.1.d, 1.4.d, 1.5.c	1.1.c, 1.1.d, 1.4.d, 1.5.c	1.1.c, 1.1.d, 1.4.d, 1.5.c	1.1.c, 1.1.d, 1.4.d, 1.5.c	1.1.c, 1.1.d, 1.4.d, 1.5.c	1.1.c, 1.1.d, 1.4.d, 1.5.c
UK National Curriculum	Key stage 3&4*	Key stage 3&4*	Key stage 3&4*	Key stage 3&4*	Key stage 3&4*	Key stage 3&4*
Sample Application of Skills	Review Unit 8 concepts.	Take a quiz on Unit 8 concepts.	Solve multiple coding puzzles using loops.	Solve coding puzzles using nested loops, for loops, and while loops.	Read about accumulating, filtering, and mapping.	Create images on a graph using loops.

Scope and Sequence

Each unit includes a suggested pacing guide.

Students will explore programming by problem-solving with Java, a language that's widely used in introductory college computer science courses and the high-tech industry. This AP-aligned preparatory course is for all academically prepared high-school readers, with hands-on exercises exploring design strategies and methodologies, data structures, and the ethical and social implications of computing.

	Lesson 9.5 - Common Pitfalls	Lesson 9.6 - Review	Lesson 9.7 - Quiz	Lesson 10.1 - Lab: Algorithms	Lesson 11.1 - Constructors	Lesson 11.2 - this
Key Skills and Concepts	<ul style="list-style-type: none"> Common loop errors For loops While loops Mapping 	<ul style="list-style-type: none"> Loops Accumulating Filtering Mapping Common loop errors Nesting loops 	<ul style="list-style-type: none"> Loops Accumulating Filtering Mapping Common loop errors Nesting loops 	<ul style="list-style-type: none"> Debugging Java syntax Algorithms Variables Strings 	<ul style="list-style-type: none"> Constructors 	<ul style="list-style-type: none"> Java keyword 'this' Behavior
CSTA Computer Science Standards	3A-AP-16 3A-AP-17 3B-AP-10 3B-AP-11	3A-IC-26	3A-AP-16 3A-AP-17 3B-AP-10 3B-AP-11	3A-AP-16 3A-AP-17 3A-AP-21 3A-AP-22 3B-AP-10 3B-AP-11 3B-AP-14 3B-AP-22	3A-IC-26 3A-AP-16 3A-AP-17 3B-AP-10 3B-AP-11	3A-AP-16 3A-AP-17 3B-AP-10 3B-AP-11 3B-AP-13
ISTE Standards	1.1.c, 1.1.d, 1.4.d, 1.5.c	1.1.c, 1.1.d, 1.4.d, 1.5.c	1.1.c, 1.1.d, 1.4.d, 1.5.c	1.1.c, 1.1.d, 1.4.d, 1.5.c	1.1.c, 1.1.d, 1.4.d, 1.5.c	1.1.c, 1.1.d, 1.4.d, 1.5.c
UK National Curriculum	Key stage 3&4*	Key stage 3&4*	Key stage 3&4*	Key stage 3&4*	Key stage 3&4*	Key stage 3&4*
Sample Application of Skills	Fix identified errors and create working "for" and "while" loops.	Review Unit 9 concepts.	Take a quiz on Unit 9 concepts.	Complete challenge questions with algorithms.	Apply coding concepts to make a constructor.	Practice working with a custom Java type (class) called Radio.

Scope and Sequence

Each unit includes a suggested pacing guide.

Students will explore programming by problem-solving with Java, a language that's widely used in introductory college computer science courses and the high-tech industry. This AP-aligned preparatory course is for all academically prepared high-school readers, with hands-on exercises exploring design strategies and methodologies, data structures, and the ethical and social implications of computing.

	Lesson 11.3 - Intangible Objects	Lesson 11.4 - Adding Functionality	Lesson 11.5 - toString	Lesson 11.6 - Separation of Concerns	Lesson 11.7 - Setters and Getters	Lesson 11.8 - Writing Setters and Getters
Key Skills and Concepts	<ul style="list-style-type: none"> Copy constructor 	<ul style="list-style-type: none"> Class behaviors 	<ul style="list-style-type: none"> Instance variables Instance methods Strings 	<ul style="list-style-type: none"> Separation of concerns Debugging Variables 	<ul style="list-style-type: none"> Setters Getters 	<ul style="list-style-type: none"> Logic Setters Getters
CSTA Computer Science Standards	3A-AP-16 3A-AP-17 3B-AP-10 3B-AP-11 3B-AP-14	3A-AP-16 3A-AP-17 3B-AP-10 3B-AP-11 3B-AP-14	3A-AP-16 3A-AP-17 3B-AP-10 3B-AP-11 3B-AP-12 3B-AP-14	3A-AP-16 3A-AP-17 3B-AP-10 3B-AP-11 3B-AP-14	3A-AP-16 3A-AP-17 3B-AP-10 3B-AP-11	3A-AP-16 3A-AP-17 3B-AP-10 3B-AP-11
ISTE Standards	1.1.c, 1.1.d, 1.4.d, 1.5.c	1.1.c, 1.1.d, 1.4.d, 1.5.c	1.1.c, 1.1.d, 1.4.d, 1.5.c	1.1.c, 1.1.d, 1.4.d, 1.5.c	1.1.c, 1.1.d, 1.4.d, 1.5.c	1.1.c, 1.1.d, 1.4.d, 1.5.c
UK National Curriculum	Key stage 3&4*	Key stage 3&4*	Key stage 3&4*	Key stage 3&4*	Key stage 3&4*	Key stage 3&4*
Sample Application of Skills	Practice using Java's rules for custom constructors.	Practice adding more functionality to classes.	Practice assigning values to the properties of the instances.	Practice making variables private.	Practice using getters and setters.	Create a project that uses getters and setters.

Scope and Sequence

Each unit includes a suggested pacing guide.

Students will explore programming by problem-solving with Java, a language that's widely used in introductory college computer science courses and the high-tech industry. This AP-aligned preparatory course is for all academically prepared high-school readers, with hands-on exercises exploring design strategies and methodologies, data structures, and the ethical and social implications of computing.

	Lesson 11.9 - National Parks	Lesson 11.10 - Impact of Computing	Lesson 11.11 - Review	Lesson 11.12 - Quiz	Lesson 12.1 - The Case for Arrays	Lesson 12.2 - Creating Arrays
Key Skills and Concepts	<ul style="list-style-type: none"> • toString() • Strings • Methods 	<ul style="list-style-type: none"> • Open source • Open access • Plagiarism • System reliability • Intellectual property 	<ul style="list-style-type: none"> • State • Behavior • Constructors • 'this' • toString() 	<ul style="list-style-type: none"> • State • Behavior • Constructors • 'this' • toString() 	<ul style="list-style-type: none"> • Strings • Arrays 	<ul style="list-style-type: none"> • Arrays • Data types • For-loops
CSTA Computer Science Standards	3A-AP-16 3A-AP-17 3B-AP-10 3B-AP-11	3A-IC-24 3A-IC-30 3B-IC-25 3A-NI-07 3B-NI-03	3A-IC-26	3A-AP-16 3A-AP-17 3B-AP-10 3B-AP-11	3A-IC-26 3A-AP-16 3A-AP-17 3B-AP-10 3B-AP-11	3A-AP-16 3A-AP-17 3B-AP-10 3B-AP-11 3B-AP-22
ISTE Standards	1.1.c, 1.1.d, 1.4.d, 1.5.c	1.1.c, 1.1.d, 1.4.d, 1.5.c	1.1.c, 1.1.d, 1.4.d, 1.5.c	1.1.c, 1.1.d, 1.4.d, 1.5.c	1.1.c, 1.1.d, 1.4.d, 1.5.c	1.1.c, 1.1.d, 1.4.d, 1.5.c
UK National Curriculum	Key stage 3&4*	Key stage 3&4*	Key stage 3&4*	Key stage 3&4*	Key stage 3&4*	Key stage 3&4*
Sample Application of Skills	Practice creating classes and implementing the toString() method in Java.	Identify ethical and social implications of computing systems.	Review Unit 11 concepts.	Take a quiz on Unit 11 concepts.	Use arrays with integers or Strings in code.	Create arrays using different data types.

Scope and Sequence

Each unit includes a suggested pacing guide.

Students will explore programming by problem-solving with Java, a language that's widely used in introductory college computer science courses and the high-tech industry. This AP-aligned preparatory course is for all academically prepared high-school readers, with hands-on exercises exploring design strategies and methodologies, data structures, and the ethical and social implications of computing.

	Lesson 12.3 - For Loops and Arrays	Lesson 12.4 - Processing Arrays	Lesson 12.5 - Taking Flight	Lesson 12.6 - Arrays Review	Lesson 12.7 - Arrays Quiz	Lesson 13.1 - Arrays and Objects
Key Skills and Concepts	<ul style="list-style-type: none"> Iterate .length Arrays Loops 	<ul style="list-style-type: none"> Arrays Instance variables Instance methods 	<ul style="list-style-type: none"> Arrays Java syntax Methods 	<ul style="list-style-type: none"> Arrays Creating arrays Assessing arrays Iterating through arrays Prescribing arrays 	<ul style="list-style-type: none"> Arrays Creating arrays Assessing arrays Iterating through arrays Prescribing arrays 	<ul style="list-style-type: none"> Arrays Methods
CSTA Computer Science Standards	3A-AP-16 3A-AP-17 3B-AP-10 3B-AP-11 3B-AP-22	3A-AP-16 3A-AP-17 3B-AP-10 3B-AP-11	3A-AP-16 3A-AP-17 3B-AP-10 3B-AP-11	3A-IC-26 3A-AP-16 3A-AP-17 3B-AP-10 3B-AP-11	3A-AP-16 3A-AP-17 3B-AP-10 3B-AP-11	3A-AP-16 3A-AP-17 3B-AP-10 3B-AP-11
ISTE Standards	1.1.c, 1.1.d, 1.4.d, 1.5.c	1.1.c, 1.1.d, 1.4.d, 1.5.c	1.1.c, 1.1.d, 1.4.d, 1.5.c	1.1.c, 1.1.d, 1.4.d, 1.5.c	1.1.c, 1.1.d, 1.4.d, 1.5.c	1.1.c, 1.1.d, 1.4.d, 1.5.c
UK National Curriculum	Key stage 3&4*	Key stage 3&4*	Key stage 3&4*	Key stage 3&4*	Key stage 3&4*	Key stage 3&4*
Sample Application of Skills	Iterate through arrays using for-loops.	Determine the smallest value within an array.	Process an array to determine the cheapest price.	Review Unit 12 concepts.	Take a quiz on Unit 12 concepts.	Pass arrays to methods.

Java 101

Grades 9+

Scope and Sequence

Each unit includes a suggested pacing guide.

Students will explore programming by problem-solving with Java, a language that's widely used in introductory college computer science courses and the high-tech industry. This AP-aligned preparatory course is for all academically prepared high-school readers, with hands-on exercises exploring design strategies and methodologies, data structures, and the ethical and social implications of computing.

	Lesson 13.2 - Comma Separated Values	Lesson 13.3 - Arrays and Objects 2	Lesson 13.4 - ToDo List	Lesson 13.5 - Dream Journal	Lesson 13.6 - Global Temperatures	Lesson 13.7 - Graphing Temperatures
Key Skills and Concepts	<ul style="list-style-type: none"> Parsing Comma-separated data 	<ul style="list-style-type: none"> Methods Arrays Precondition Postcondition 	<ul style="list-style-type: none"> Classes Java syntax Arrays 	<ul style="list-style-type: none"> Classes Variables Booleans 	<ul style="list-style-type: none"> Data Methods 	<ul style="list-style-type: none"> Graphing data Java methods
CSTA Computer Science Standards	3A-AP-16 3A-AP-17 3B-AP-10 3B-AP-11	3A-AP-16 3A-AP-17 3B-AP-10 3B-AP-11	3A-AP-16 3A-AP-17 3B-AP-10 3B-AP-11	3A-AP-16 3A-AP-17 3B-AP-10 3B-AP-11	3A-AP-16 3A-AP-17 3B-AP-10 3B-AP-11	3A-AP-16 3A-AP-17 3B-AP-10 3B-AP-11 3A-DA-10 3A-DA-11 3A-DA-12 3B-DA-05 3B-DA-06 3B-DA-07
ISTE Standards	1.1.c, 1.1.d, 1.4.d, 1.5.c	1.1.c, 1.1.d, 1.4.d, 1.5.c	1.1.c, 1.1.d, 1.4.d, 1.5.c	1.1.c, 1.1.d, 1.4.d, 1.5.c	1.1.c, 1.1.d, 1.4.d, 1.5.c	1.1.c, 1.1.d, 1.4.d, 1.5.c
UK National Curriculum	Key stage 3&4*	Key stage 3&4*	Key stage 3&4*	Key stage 3&4*	Key stage 3&4*	Key stage 3&4*
Sample Application of Skills	Begin creating a program that analyzes the top YouTube videos of the day.	Create and call methods.	Create a To-Do application.	Create a dream journal application.	Create methods to determine high and low values.	Use real world NASA temperature data and Java methods to tell a story.

Scope and Sequence

Each unit includes a suggested pacing guide.

Students will explore programming by problem-solving with Java, a language that's widely used in introductory college computer science courses and the high-tech industry. This AP-aligned preparatory course is for all academically prepared high-school readers, with hands-on exercises exploring design strategies and methodologies, data structures, and the ethical and social implications of computing.

	Lesson 13.8 - Regional Temperatures	Lesson 13.9 - ForEach Loop	Lesson 13.10 - Arrays and Objects Review	Lesson 13.11 - Arrays and Objects Quiz	Lesson 14.1 - Lab: Array Challenges	Lesson 15.1 - Introduction to Inheritance
Key Skills and Concepts	<ul style="list-style-type: none"> Graphing data Java methods 	<ul style="list-style-type: none"> For-each loop Iteration Arrays 	<ul style="list-style-type: none"> Arrays Creating arrays Assessing array elements 	<ul style="list-style-type: none"> Arrays Creating arrays Assessing array elements 	<ul style="list-style-type: none"> Arrays Methods Conditionals Variables 	<ul style="list-style-type: none"> Inheritance Subclass Superclass
CSTA Computer Science Standards	3A-AP-16 3A-AP-17 3B-AP-10 3B-AP-11 3A-DA-10 3A-DA-11 3A-DA-12, 3B-DA-05, 3B-DA-06, 3B-DA-07	3A-AP-16 3A-AP-17 3B-AP-10 3B-AP-11	3A-AP-16 3A-AP-17 3B-AP-10 3B-AP-11	3A-AP-16 3A-AP-17 3B-AP-10 3B-AP-11	3A-AP-16 3A-AP-17 3A-AP-21 3A-AP-22 3B-AP-10 3B-AP-11 3B-AP-14 3B-AP-22	3A-AP-16 3A-AP-17 3B-AP-10 3B-AP-11
ISTE Standards	1.1.c, 1.1.d, 1.4.d, 1.5.c	1.1.c, 1.1.d, 1.4.d, 1.5.c	1.1.c, 1.1.d, 1.4.d, 1.5.c	1.1.c, 1.1.d, 1.4.d, 1.5.c	1.1.c, 1.1.d, 1.4.d, 1.5.c	1.1.c, 1.1.d, 1.4.d, 1.5.c
UK National Curriculum	Key stage 3&4*	Key stage 3&4*	Key stage 3&4*	Key stage 3&4*	Key stage 3&4*	Key stage 3&4*
Sample Application of Skills	Create a new analysis on three data sets using previously created methods.	Write a method that uses a for-each loop.	Review Unit 13 concepts.	Take a quiz on Unit 13 concepts.	Complete coding challenge questions with arrays.	Explore ways of organizing parent-child relationships (inheritance) programmatically.

Scope and Sequence

Each unit includes a suggested pacing guide.

Students will explore programming by problem-solving with Java, a language that's widely used in introductory college computer science courses and the high-tech industry. This AP-aligned preparatory course is for all academically prepared high-school readers, with hands-on exercises exploring design strategies and methodologies, data structures, and the ethical and social implications of computing.

	Lesson 15.2 - Extends	Lesson 15.3 - Equals	Lesson 15.4 - Super	Lesson 15.5 - Polymorphism	Lesson 15.6 - Inheritance Review	Lesson 15.7 - Inheritance Quiz
Key Skills and Concepts	<ul style="list-style-type: none"> 'extends' keyword 	<ul style="list-style-type: none"> Equals method Equality operator Unique objects 	<ul style="list-style-type: none"> Strings 'super' keyword 	<ul style="list-style-type: none"> Polymorphism User interface 	<ul style="list-style-type: none"> Inheritance Output Strings Classes 	<ul style="list-style-type: none"> Inheritance Output Strings Classes
CSTA Computer Science Standards	3A-AP-16 3A-AP-17 3B-AP-10 3B-AP-11 3B-AP-14	3A-AP-16 3A-AP-17 3B-AP-10 3B-AP-11	3A-AP-16 3A-AP-17 3B-AP-10 3B-AP-11 3B-AP-14 3B-AP-22	3A-AP-16 3A-AP-17 3B-AP-10 3B-AP-11 3B-AP-14	3A-IC-26	3A-AP-16 3A-AP-17 3B-AP-10 3B-AP-11 3B-AP-14
ISTE Standards	1.1.c, 1.1.d, 1.4.d, 1.5.c, 1.5.d	1.1.c, 1.1.d, 1.4.d, 1.5.c, 1.5.d	1.1.c, 1.1.d, 1.4.d, 1.5.c, 1.5.d	1.1.c, 1.1.d, 1.4.d, 1.5.c, 1.5.d	1.1.c, 1.1.d, 1.4.d, 1.5.c, 1.5.d	1.1.c, 1.1.d, 1.4.d, 1.5.c, 1.5.d
UK National Curriculum	Key stage 3&4*	Key stage 3&4*	Key stage 3&4*	Key stage 3&4*	Key stage 3&4*	Key stage 3&4*
Sample Application of Skills	Continue to explore inheritance in Java.	Explore different ways of comparing objects.	Practice overriding toString.	Build a Java application with user interface elements.	Review Unit 15 concepts.	Take a quiz on Unit 15 concepts.

Scope and Sequence

Each unit includes a suggested pacing guide.

Students will explore programming by problem-solving with Java, a language that's widely used in introductory college computer science courses and the high-tech industry. This AP-aligned preparatory course is for all academically prepared high-school readers, with hands-on exercises exploring design strategies and methodologies, data structures, and the ethical and social implications of computing.

	Lesson 16.1 - Capstone Project, Day One	Lesson 16.2 - Day Two: Find Bugs	Lesson 16.3 - Day Three: Minimum Viable Product	Lesson 16.4 - Day Four: Polish, Test, and Document		
Key Skills and Concepts	<ul style="list-style-type: none"> • Java syntax • Debugging 	<ul style="list-style-type: none"> • Functions • Variables • Java syntax • Debugging 	<ul style="list-style-type: none"> • Algorithms • Comments • Debugging 	<ul style="list-style-type: none"> • Algorithms • Comments • Debugging 		
CSTA Computer Science Standards	3A-AP-16 3A-AP-17 3B-AP-10 3B-AP-11	3A-AP-16 3A-AP-17 3B-AP-10 3B-AP-11 3B-AP-14 3B-AP-15 3B-AP-16, 3B-AP-21	3A-AP-16 3A-AP-17 3B-AP-10 3B-AP-11, 3B-AP-14, 3B-AP-15, 3B-AP-16, 3B-AP-21, 3B-AP-22, 3B-AP-23	3A-AP-16 3A-AP-17 3B-AP-10 3B-AP-11 3B-AP-14, 3B-AP-15 3B-AP-16, 3B-AP-21 3B-AP-22, 3B-AP-23		
ISTE Standards	1.1.c, 1.1.d, 1.4.d, 1.5.c, 1.5.d	1.1.c, 1.1.d, 1.4.d, 1.5.c, 1.5.d	1.1.c, 1.1.d, 1.4.d, 1.5.c, 1.5.d	1.1.c, 1.1.d, 1.4.d, 1.5.c, 1.5.d		
UK National Curriculum	Key stage 3&4*	Key stage 3&4*	Key stage 3&4*	Key stage 3&4*		
Sample Application of Skills	Decide what kind of program you'd like to write.	Design a program of your choosing.	Design a program then comment out the code.	Describe a program's functionality.		

Data Science 1

Grades 9+

Scope and Sequence

Each unit includes a suggested pacing guide.

In this introductory course, students will learn the foundations of data analysis using Python. Additionally, they'll explore science, sports, politics, climate change, and much more while learning to interrogate a data set, just like a data pro, and make their own conclusions. The coding exercises, projects, and quizzes in this course engage students in developing computational thinking skills, as listed below from the CSTA Computer Science standards and UK Computing standards.

	Lesson 1.1 - Welcome	Lesson 1.2 - What is Data Analysis?	Lesson 1.3 - Python Refresher	Lesson 1.4 - Start your Analysis	Lesson 1.5 - Back to Python	Lesson 1.6 - Review	Lesson 1.7 - Quiz	Lesson 1.8 - Lab: Exploring Real Data
Key Skills and Concepts	<ul style="list-style-type: none"> Recognize how data analysis is a diverse field 	<ul style="list-style-type: none"> Analyze given data 	<ul style="list-style-type: none"> Review strings, Python syntax, lists, operators, functions, comments, commands, and loops. 	<ul style="list-style-type: none"> Identify different types of data such as numerical, categorical, discrete, continuous. 	<ul style="list-style-type: none"> Use pandas. 	<ul style="list-style-type: none"> Review statistics, critical thinking, bias, inspecting data. 	<ul style="list-style-type: none"> Demonstrate an understanding of data analysis and data collection. 	<ul style="list-style-type: none"> Create DataFrames using Python.
CSTA Computer Science Standards	3A-IC-24	3A-DA-10 3B-DA-05 3A-IC-24	3A-AP-13 3A-AP-17 3B-AP-10 3B-AP-11	3A-IC-24	3A-DA-10 3B-DA-05 3A-AP-13 3B-AP-10 3B-AP-11	3A-AP-13 3B-AP-10 3B-AP-11	3A-IC-24 3A-AP-17	3A-AP-13 3B-AP-10 3B-AP-11
ISTE Standards	1.c, 1.d	1.c, 1.d 4.d, 5.c	1.c, 1.d 4.d, 5.c	1.c, 1.d 3.b, 4.b	1.c, 1.d 3.b, 5.c, 5.d	1.c, 1.d 4.d, 5.c, 5.d	1.c, 1.d 3.b	1.c, 1.d, 4.d 5.c 5.d
UK National Curriculum	Key stage 3&4*	Key stage 3&4*	Key stage 3&4*	Key stage 3&4*	Key stage 3&4*	Key stage 3&4*	Key stage 3&4*	Key stage 3&4*
Sample Application of Skills	Read an introduction about data and the course.	Answer open-ended questions about provided data.	Practice using Python.	Examine different ways to analyze data.	Practice calculating the mean, median, mode, and range of datasets.	Complete a review activity in Tynker.	Take a Unit 1 quiz.	Practice working with DataFrames and complete a lab.

*See individual lesson guides for details on UK Computer standards

Data Science 1

Grades 9+

Scope and Sequence

Each unit includes a suggested pacing guide.

In this introductory course, students will learn the foundations of data analysis using Python. Additionally, they'll explore science, sports, politics, climate change, and much more while learning to interrogate a data set, just like a data pro, and make their own conclusions. The coding exercises, projects, and quizzes in this course engage students in developing computational thinking skills, as listed below from the CSTA Computer Science standards and UK Computing standards.

	Lesson 2.1 - Bar Graphs and Histogram	Lesson 2.2 - Line Graphs	Lesson 2.3 - Scatter Plots	Lesson 2.4 - Customizing Plots	Lesson 2.5 - Review	Lesson 2.6 - Quiz	Lesson 2.7 - Lab
Key Skills and Concepts	<ul style="list-style-type: none"> Explore bar graphs, histograms, and binning data. 	<ul style="list-style-type: none"> Explore numerical data vs numerical data within line graphs. 	<ul style="list-style-type: none"> Generate a linear regression and plot trend lines in Python. 	<ul style="list-style-type: none"> Use functions and parameters. 	<ul style="list-style-type: none"> Review graphs and plots. 	<ul style="list-style-type: none"> Demonstrate an understanding of graphs, trend lines, and plots customizations. 	<ul style="list-style-type: none"> Use a CSV editor.
CSTA Computer Science Standards	3A-DA-10 3A-DA-11 3A-DA-12 3B-DA-05	3A-DA-10 3A-DA-11 3A-DA-12 3B-DA-05	3A-DA-10 3A-DA-11 3A-DA-12 3B-DA-05	3A-DA-10 3A-DA-11 3A-DA-12 3B-DA-05	3A-DA-10 3A-DA-11 3A-DA-12 3B-DA-05	3A-DA-10 3A-DA-11 3A-DA-12 3B-DA-05	3A-DA-10 3A-DA-11 3A-DA-12 3B-DA-05 3A-AP-13 3B-AP-10
ISTE Standards	1.c, 1.d, 3.b, 5.c, 5.d	1.c, 1.d, 3.b, 5.c, 5.d	1.c, 1.d, 3.b, 5.c, 5.d	1.c, 1.d, 3.b, 5.c, 5.d	1.c, 1.d, 3.b, 5.c, 5.d	1.c, 1.d, 3.b, 5.c, 5.d	1.c, 1.d, 3.b, 5.c, 5.d
UK National Curriculum	Key stage 3&4*	Key stage 3&4*	Key stage 3&4*	Key stage 3&4*	Key stage 3&4*	Key stage 3&4*	Key stage 3&4*
Sample Application of Skills	Create histograms and bar graphs in code.	Analyze a dataset about pea plants.	Determine if there is a relationship between data.	Change colors and text styles of plots.	Complete a review activity in Tynker.	Take a Unit 2 quiz.	Create 3 graphs in code based on data.

*See individual lesson guides for details on UK Computer standards

Data Science 1

Grades 9+

Scope and Sequence

Each unit includes a suggested pacing guide.

In this introductory course, students will learn the foundations of data analysis using Python. Additionally, they'll explore science, sports, politics, climate change, and much more while learning to interrogate a data set, just like a data pro, and make their own conclusions. The coding exercises, projects, and quizzes in this course engage students in developing computational thinking skills, as listed below from the CSTA Computer Science standards and UK Computing standards.

	Lesson 3.1 - Creating DataFrames	Lesson 3.2 - Creating Random Data	Lesson 3.3 - Manipulating Data Sets	Lesson 3.4 - Variation of a Normal Curve	Lesson 3.5 - Review	Lesson 3.6 - Quiz	Lesson 3.7 - Lab: Olympic Medals
Key Skills and Concepts	<ul style="list-style-type: none"> Reinforce DataFrames. 	<ul style="list-style-type: none"> Define and explore random data. 	<ul style="list-style-type: none"> Use code to manipulate data. 	<ul style="list-style-type: none"> Review normal distribution curves. 	<ul style="list-style-type: none"> Review creating and manipulating DataFrames Review random data 	<ul style="list-style-type: none"> Demonstrate an understanding of Unit 3 concepts. 	<ul style="list-style-type: none"> Analyze a provided dataset.
CSTA Computer Science Standards	3A-DA-10 3B-DA-05 3A-AP-13 3B-AP-10 3B-AP-11	3A-DA-10 3B-DA-05 3A-AP-13 3B-AP-10 3B-AP-11	3A-DA-10 3B-DA-05 3A-AP-13 3B-AP-10 3B-AP-11	3A-DA-10 3B-DA-05 3A-AP-13 3B-AP-10 3B-AP-11	3B-AP-10 3B-AP-11	3A-IC-24 3A-AP-17	3A-AP-13 3B-AP-10 3B-AP-11
ISTE Standards	1.c, 1.d, 3.b, 5.c, 5.d	1.c, 1.d, 3.b, 5.c, 5.d	1.c, 1.d, 3.b, 5.c, 5.d	1.c, 1.d, 3.b, 5.c, 5.d	1.c, 1.d, 4.d, 5.c, 5.d	1.c, 1.d, 3.b	1.c, 1.d, 3.b, 5.c, 5.d
UK National Curriculum	Key stage 3&4*	Key stage 3&4*	Key stage 3&4*	Key stage 3&4*	Key stage 3&4*	Key stage 3&4*	Key stage 3&4*
Sample Application of Skills	Recognize different ways to create a DataFrame.	Combine random data into a DataFrame.	Create a DIY project.	Practice creating graphs using Python.	Complete a review activity in Tynker.	Take a Unit 3 quiz.	Create 3 graphs using Python.

*See individual lesson guides for details on UK Computer standards

Data Science 1

Grades 9+

Scope and Sequence

Each unit includes a suggested pacing guide.

In this introductory course, students will learn the foundations of data analysis using Python. Additionally, they'll explore science, sports, politics, climate change, and much more while learning to interrogate a data set, just like a data pro, and make their own conclusions. The coding exercises, projects, and quizzes in this course engage students in developing computational thinking skills, as listed below from the CSTA Computer Science standards and UK Computing standards.

	Lesson 4.1 - Box Plot	Lesson 4.2 - Area Plots	Lesson 4.3 - Lab: Sea Level Anomaly	Lesson 4.4 - Creating Figures	Lesson 4.5 - Customizing Figures	Lesson 4.6 - Complex Bar Graph
Key Skills and Concepts	<ul style="list-style-type: none"> Calculate box plot values by hand 	<ul style="list-style-type: none"> Use the fill between function to create area plots. 	<ul style="list-style-type: none"> Create an area plot. 	<ul style="list-style-type: none"> Create complex figures using mock graphs and random numbers. 	<ul style="list-style-type: none"> Create an advanced figure. 	<ul style="list-style-type: none"> Compare and contrast grouped and stacked bar graphs.
CSTA Computer Science Standards	3A-DA-10 3A-DA-11 3A-DA-12 3B-DA-05	3A-DA-10 3A-DA-11 3A-DA-12 3B-DA-05 3B-AP-10	3A-DA-10 3A-DA-11 3A-DA-12 3B-DA-05	3A-DA-10 3A-DA-11 3A-DA-12 3B-DA-05	3A-DA-10 3A-DA-11 3A-DA-12 3B-DA-05	3A-DA-10 3A-DA-11 3A-DA-12 3B-DA-05
ISTE Standards	1.c, 1.d, 3.b, 5.c, 5.d	1.c, 1.d, 3.b, 5.c, 5.d	1.c, 1.d, 3.b, 5.c, 5.d	1.c, 1.d, 3.b, 5.c, 5.d	1.c, 1.d, 3.b, 5.c, 5.d	1.c, 1.d, 3.b, 5.c, 5.d
UK National Curriculum	Key stage 3&4*	Key stage 3&4*	Key stage 3&4*	Key stage 3&4*	Key stage 3&4*	Key stage 3&4*
Sample Application of Skills	Analyze a dataset and create box plots in code.	Create area plots in code.	Use real data from NASA to plot sea levels.	Identify parts of a figure.	Add a DataFrame based panda graph into a figure.	Create a grouped bar graph.

*See individual lesson guides for details on UK Computer standards

Data Science 1

Grades 9+

Scope and Sequence

Each unit includes a suggested pacing guide.

In this introductory course, students will learn the foundations of data analysis using Python. Additionally, they'll explore science, sports, politics, climate change, and much more while learning to interrogate a data set, just like a data pro, and make their own conclusions. The coding exercises, projects, and quizzes in this course engage students in developing computational thinking skills, as listed below from the CSTA Computer Science standards and UK Computing standards.

	Lesson 4.7 - Pie Charts	Lesson 4.8 - Review	Lesson 4.9 - Quiz			
Key Skills and Concepts	<ul style="list-style-type: none">Compare and contrast pie charts and donut graphs.	<ul style="list-style-type: none">Review different types of graphs and figure customizations.	<ul style="list-style-type: none">Demonstrate an understanding of Unit 4 concepts.			
CSTA Computer Science Standards	3A-DA-10 3A-DA-11 3A-DA-12 3B-DA-05	3A-DA-10 3A-DA-11 3A-DA-12 3B-DA-05	3A-DA-10 3A-DA-12 3B-DA-05			
ISTE Standards	1.c, 1.d, 3.b, 5.c, 5.d	1.c, 1.d, 3.b, 5.c, 5.d	1.c, 1.d, 3.b, 5.c, 5.d			
UK National Curriculum	Key stage 3&4*	Key stage 3&4*	Key stage 3&4*			
Sample Application of Skills	Create a pie chart and a donut graph.	Complete a review activity in Tynker.	Take a Unit 4 quiz.			

*See individual lesson guides for details on UK Computer standards

Data Science 1

Grades 9+

Scope and Sequence

Each unit includes a suggested pacing guide.

In this introductory course, students will learn the foundations of data analysis using Python. Additionally, they'll explore science, sports, politics, climate change, and much more while learning to interrogate a data set, just like a data pro, and make their own conclusions. The coding exercises, projects, and quizzes in this course engage students in developing computational thinking skills, as listed below from the CSTA Computer Science standards and UK Computing standards.

	Lesson 5.1 - Day 1: Intro to Final Lab	Lesson 5.2 - Day 2: Load Data, Initial Charts	Lesson 5.3 - Charts Complete	Lesson 5.4 - Polish, Customize, Document	Lesson 5.5 - Final Report		
Key Skills and Concepts	<ul style="list-style-type: none">Write a research proposal.	<ul style="list-style-type: none">Use code to edit the file.	<ul style="list-style-type: none">Use the text code editor to experiment with datasets.	<ul style="list-style-type: none">Add final touches to charts and graphs.	<ul style="list-style-type: none">Finalize charts.		
CSTA Computer Science Standards	3A-AP-13 3B-AP-10 3B-AP-11	3A-AP-13 3B-AP-10 3B-AP-11	3A-AP-13 3B-AP-10 3B-AP-11	3A-AP-13 3B-AP-10 3B-AP-11	3A-AP-13 3B-AP-10 3B-AP-11		
ISTE Standards	1.c, 1.d, 4.d, 5.c, 5.d	1.c, 1.d, 4.d, 5.c, 5.d	1.c, 1.d, 4.d, 5.c, 5.d	1.c, 1.d, 4.d, 5.c, 5.d	1.c, 1.d, 4.d, 5.c, 5.d		
UK National Curriculum	Key stage 3&4*	Key stage 3&4*	Key stage 3&4*	Key stage 3&4*	Key stage 3&4*		
Sample Application of Skills	Choose a research prompt of your choice.	Practice loading and printing data.	Create at least 4 different charts or graphs.	Practice adding comments to code.	Finish the Final Lab project.		

*See individual lesson guides for details on UK Computer standards

Intro to Programming and Art

Grades 9+

Scope and Sequence

Each unit includes a suggested pacing guide.

Students are introduced to art, design, and animation principles using Processing, a programming language designed for the visual arts community. Additionally, students will explore the works of famous masters such as Monet, Raphael, Picasso, and Seurat--then recreate digital art in the same style using JavaScript and p5.js. The coding exercises, hand-on Labs, and quizzes in this course engage students in developing computational thinking skills, as listed below from the CSTA Computer Science standards and UK Computing standards.

	Lesson 1.1 - Welcome	Lesson 1.2 - Introduction to JavaScript	Lesson 1.3 - Colors	Lesson 1.4 - Lab: Piet Mondrian	Lesson 1.5 - Ellipses and Circles	Lesson 1.6 - More Basic Shapes
Key Skills and Concepts	<ul style="list-style-type: none"> Read an introduction to p5.js. 	<ul style="list-style-type: none"> Explore syntax, functions, and comments. 	<ul style="list-style-type: none"> Use basic functions to create a canvas and draw shapes. 	<ul style="list-style-type: none"> Use the p5.js coordinate system. 	<ul style="list-style-type: none"> Draw an ellipse and circle on the screen. 	<ul style="list-style-type: none"> Read about radians, arcs, angles, and constants.
CSTA Computer Science Standards	3A-IC-24	3A-AP-13 3A-AP-17 3A-AP-18 3B-AP-10 3B-AP-11	3A-AP-13 3A-AP-17 3A-AP-18 3B-AP-10 3B-AP-11	3A-AP-13 3A-AP-17 3A-AP-18 3B-AP-10 3B-AP-11	3A-AP-13 3A-AP-17 3A-AP-18 3B-AP-10 3B-AP-11	3A-AP-13 3A-AP-17 3A-AP-18 3B-AP-10 3B-AP-11
ISTE Standards	1.c	1.c 1.d 4.d 5.c 5.d	1.c 1.d 4.d 5.c 5.d	1.c 1.d 4.d 5.c 5.d	1.c 1.d 4.d 5.c 5.d	1.c 1.d 4.d 5.c 5.d
UK National Curriculum	Key stage 3&4*	Key stage 3&4*	Key stage 3&4*	Key stage 3&4*	Key stage 3&4*	Key stage 3&4*
Sample Application of Skills	Explore what lies ahead in the course.	Identify coding errors.	Explore what a pixel is and locate one on a p5 canvas.	Practice using key functions to draw shapes.	Read about command order and why it matters.	Use the line, triangle, quad, and arc commands.

*See individual lesson guides for details on UK Computer standards

Intro to Programming and Art

Grades 9+

Scope and Sequence

Each unit includes a suggested pacing guide.

Students are introduced to art, design, and animation principles using Processing, a programming language designed for the visual arts community. Additionally, students will explore the works of famous masters such as Monet, Raphael, Picasso, and Seurat--then recreate digital art in the same style using JavaScript and p5.js. The coding exercises, hand-on Labs, and quizzes in this course engage students in developing computational thinking skills, as listed below from the CSTA Computer Science standards and UK Computing standards.

	Lesson 1.7 - Lab: Emojis	Lesson 1.8 - Review	Lesson 1.9 - Quiz			
Key Skills and Concepts	<ul style="list-style-type: none"> Practice using the p5 coordinate system. 	<ul style="list-style-type: none"> Review functions, pixels, coordinate system, and colors. 	<ul style="list-style-type: none"> Demonstrate an understanding of RGB, canvas coordinates, functions, and RGB values. 			
CSTA Computer Science Standards	3A-AP-13 3A-AP-17 3A-AP-18 3B-AP-10 3B-AP-11	3A-AP-13 3B-AP-11	3A-AP-13 3A-AP-17 3A-AP-18 3B-AP-10 3B-AP-11			
ISTE Standards	1.c 1.d 4.d 5.c 5.d	1.c 1.d 4.d 5.c 5.d	1.c 1.d 4.d 5.c 5.d			
UK National Curriculum	Key stage 3&4*	Key stage 3&4*	Key stage 3&4*			
Sample Application of Skills	Create 4 emojis of your own invention.	Complete a Unit 1 review activity in Tynker.	Complete a Unit 1 quiz.			

*See individual lesson guides for details on UK Computer standards

Intro to Programming and Art

Grades 9+

Scope and Sequence

Each unit includes a suggested pacing guide.

Students are introduced to art, design, and animation principles using Processing, a programming language designed for the visual arts community. Additionally, students will explore the works of famous masters such as Monet, Raphael, Picasso, and Seurat--then recreate digital art in the same style using JavaScript and p5.js. The coding exercises, hand-on Labs, and quizzes in this course engage students in developing computational thinking skills, as listed below from the CSTA Computer Science standards and UK Computing standards.

	Lesson 2.1 - Color Schemes	Lesson 2.2 - Irregular Shapes	Lesson 2.3 - Lab: Create a Logo	Lesson 2.4 - User-Defined Functions	Lesson 2.5 - Lab: Silhouette	Lesson 2.6 - Transparency
Key Skills and Concepts	<ul style="list-style-type: none"> Explore hues, shades, and brightness. 	<ul style="list-style-type: none"> Apply knowledge of coordinates to draw shapes. 	<ul style="list-style-type: none"> Take a problem (image) and break it down into smaller parts. 	<ul style="list-style-type: none"> Create functions. 	<ul style="list-style-type: none"> Practice selecting and using a color scheme. 	<ul style="list-style-type: none"> Use opacity to create depth of field.
CSTA Computer Science Standards	3A-IC-24	3A-AP-13 3A-AP-17 3A-AP-18 3B-AP-10 3B-AP-11	3A-AP-13 3A-AP-17 3A-AP-18 3B-AP-10 3B-AP-11	3A-AP-13 3A-AP-17 3A-AP-18 3B-AP-10 3B-AP-11	3A-AP-13 3A-AP-17 3A-AP-18 3B-AP-10 3B-AP-11	3A-AP-13 3A-AP-17 3A-AP-18 3B-AP-10 3B-AP-11
ISTE Standards	1.c	1.c 1.d 4.d 5.c 5.d	1.c 1.d 4.d 5.c 5.d	1.c 1.d 4.d 5.c 5.d	1.c 1.d 4.d 5.c 5.d	1.c 1.d 4.d 5.c 5.d
UK National Curriculum	Key stage 3&4*	Key stage 3&4*	Key stage 3&4*	Key stage 3&4*	Key stage 3&4*	Key stage 3&4*
Sample Application of Skills	Discuss the design of logos.	Draw irregular shapes on the canvas.	Create a logo of your own design.	Write user-defined functions.	Use code to create a silhouette.	Use opacity as a shading tool.

*See individual lesson guides for details on UK Computer standards

Intro to Programming and Art

Grades 9+

Scope and Sequence

Each unit includes a suggested pacing guide.

Students are introduced to art, design, and animation principles using Processing, a programming language designed for the visual arts community. Additionally, students will explore the works of famous masters such as Monet, Raphael, Picasso, and Seurat--then recreate digital art in the same style using JavaScript and p5.js. The coding exercises, hand-on Labs, and quizzes in this course engage students in developing computational thinking skills, as listed below from the CSTA Computer Science standards and UK Computing standards.

	Lesson 2.7 - Lab: Origami Art	Lesson 2.8 - Randomness	Lesson 2.9 - Lab: Cubism	Lesson 2.10 - Review	Lesson 2.11 - Quiz	
Key Skills and Concepts	<ul style="list-style-type: none"> Practice selecting and using a color scheme. 	<ul style="list-style-type: none"> Use the random() function. 	<ul style="list-style-type: none"> Practice selecting and using a color scheme. 	<ul style="list-style-type: none"> Review color combinations, HSB color space, transparency, opacity, intervals, and functions. 	<ul style="list-style-type: none"> Demonstrate an understanding of functions, HSB color space, saturation and brightness, and drawing shapes. 	
CSTA Computer Science Standards	3A-AP-13 3A-AP-17 3A-AP-18 3B-AP-10 3B-AP-11	3A-AP-13 3A-AP-17 3A-AP-18 3B-AP-10 3B-AP-11	3A-AP-13 3A-AP-17 3A-AP-18 3B-AP-10 3B-AP-11	3A-AP-13 3B-AP-11	3A-AP-13 3A-AP-17 3A-AP-18 3B-AP-10	
ISTE Standards	1.c 1.d 4.d 5.c 5.d	1.c 1.d 4.d 5.c 5.d	1.c 1.d 4.d 5.c 5.d	1.c 1.d 4.d 5.c 5.d	1.c 1.d 4.d 5.c 5.d	
UK National Curriculum	Key stage 3&4*	Key stage 3&4*	Key stage 3&4*	Key stage 3&4*	Key stage 3&4*	
Sample Application of Skills	Create art that mimics the style of origami.	Apply the use of randomness to fill shapes.	Create Cubism art.	Complete a Unit 2 review activity in Tynker.	Complete a Unit 2 quiz.	

*See individual lesson guides for details on UK Computer standards

Intro to Programming and Art

Grades 9+

Scope and Sequence

Each unit includes a suggested pacing guide.

Students are introduced to art, design, and animation principles using Processing, a programming language designed for the visual arts community. Additionally, students will explore the works of famous masters such as Monet, Raphael, Picasso, and Seurat--then recreate digital art in the same style using JavaScript and p5.js. The coding exercises, hand-on Labs, and quizzes in this course engage students in developing computational thinking skills, as listed below from the CSTA Computer Science standards and UK Computing standards.

	Lesson 3.1 - Variables	Lesson 3.2 - Logic and Decisions	Lesson 3.3 - Loops	Lesson 3.4 - Lab: Refactoring	Lesson 3.5 - Gradients	Lesson 3.6 - Lab: Create a Cityscape
Key Skills and Concepts	<ul style="list-style-type: none"> Declare and use variables. 	<ul style="list-style-type: none"> Use conditionals. 	<ul style="list-style-type: none"> Use "for" loops to reduce lines of code. 	<ul style="list-style-type: none"> Practice using loops and variables. 	<ul style="list-style-type: none"> Explore different examples of gradients. 	<ul style="list-style-type: none"> Practice using gradients.
CSTA Computer Science Standards	3A-AP-13 3A-AP-17 3A-AP-18 3B-AP-10 3B-AP-11	3A-AP-13 3A-AP-17 3A-AP-18 3B-AP-10 3B-AP-11	3A-AP-13 3A-AP-17 3A-AP-18 3B-AP-10 3B-AP-11	3A-AP-13 3A-AP-17 3A-AP-18 3B-AP-10 3B-AP-11	3A-AP-13 3A-AP-17 3A-AP-18 3B-AP-10 3B-AP-11	3A-AP-13 3A-AP-17 3A-AP-18 3B-AP-10 3B-AP-11
ISTE Standards	1.c 1.d 4.d 5.c 5.d	1.c 1.d 4.d 5.c 5.d	1.c 1.d 4.d 5.c 5.d	1.c 1.d 4.d 5.c 5.d	1.c 1.d 4.d 5.c 5.d	1.c 1.d 4.d 5.c 5.d
UK National Curriculum	Key stage 3&4*	Key stage 3&4*	Key stage 3&4*	Key stage 3&4*	Key stage 3&4*	Key stage 3&4*
Sample Application of Skills	Identify common bugs.	Detect whether a condition is true and only run code in certain cases.	Identify patterns in your code.	Create a program that uses refactoring.	Use code to create gradients.	Use code to draw a cityscape scene.

*See individual lesson guides for details on UK Computer standards

Intro to Programming and Art

Grades 9+

Scope and Sequence

Each unit includes a suggested pacing guide.

Students are introduced to art, design, and animation principles using Processing, a programming language designed for the visual arts community. Additionally, students will explore the works of famous masters such as Monet, Raphael, Picasso, and Seurat--then recreate digital art in the same style using JavaScript and p5.js. The coding exercises, hand-on Labs, and quizzes in this course engage students in developing computational thinking skills, as listed below from the CSTA Computer Science standards and UK Computing standards.

	Lesson 3.7 - Shading: Creating Depth	Lesson 3.8 - Lab: Sol LeWitt	Lesson 3.9 - Review	Lesson 3.10 - Quiz		
Key Skills and Concepts	<ul style="list-style-type: none"> Create shapes that illustrate light sources, highlights, and depth. 	<ul style="list-style-type: none"> Use variables and functions to create irregular shapes. 	<ul style="list-style-type: none"> Review variables, scope, conditional statements, variables, loops, gradients, and highlights. 	<ul style="list-style-type: none"> Demonstrate an understanding of Unit 3 concepts. 		
CSTA Computer Science Standards	3A-AP-13 3A-AP-17 3A-AP-18 3B-AP-10 3B-AP-11	3A-AP-13 3A-AP-17 3A-AP-18 3B-AP-10 3B-AP-11	3A-AP-13 3B-AP-11	3A-AP-13 3A-AP-17 3A-AP-18 3B-AP-10		
ISTE Standards	1.c 1.d 4.d 5.c 5.d	1.c 1.d 4.d 5.c 5.d	1.c 1.d 4.d 5.c 5.d	1.c 1.d 4.d 5.c 5.d		
UK National Curriculum	Key stage 3&4*	Key stage 3&4*	Key stage 3&4*	Key stage 3&4*		
Sample Application of Skills	Solve coding puzzles.	Use code to create Sol LeWitt-style art.	Complete a Unit 3 review activity in Tynker.	Complete a Unit 3 quiz.		

*See individual lesson guides for details on UK Computer standards

Intro to Programming and Art

Grades 9+

Scope and Sequence

Each unit includes a suggested pacing guide.

Students are introduced to art, design, and animation principles using Processing, a programming language designed for the visual arts community. Additionally, students will explore the works of famous masters such as Monet, Raphael, Picasso, and Seurat—then recreate digital art in the same style using JavaScript and p5.js. The coding exercises, hand-on Labs, and quizzes in this course engage students in developing computational thinking skills, as listed below from the CSTA Computer Science standards and UK Computing standards.

	Lesson 4.1 - Advanced Logic	Lesson 4.2 - Pixel Art Challenge	Lesson 4.3 - Draw	Lesson 4.4 - Implicit Shading	Lesson 4.5 - Lab: Impressionism	4.6 - Transformations
Key Skills and Concepts	<ul style="list-style-type: none"> Use math operations. 	<ul style="list-style-type: none"> Use logical operators and conditional statements to colorize a grid. 	<ul style="list-style-type: none"> Use the draw function. 	<ul style="list-style-type: none"> Explore implicit functions. 	<ul style="list-style-type: none"> Use implicit shading to create an art effect. 	<ul style="list-style-type: none"> Explore coordinate transformations.
CSTA Computer Science Standards	3A-AP-13 3A-AP-17 3A-AP-18 3B-AP-10 3B-AP-11	3A-AP-13 3A-AP-17 3A-AP-18 3B-AP-10 3B-AP-11	3A-AP-13 3A-AP-17 3A-AP-18 3B-AP-10 3B-AP-11	3A-AP-13 3A-AP-17 3A-AP-18 3B-AP-10 3B-AP-11	3A-AP-13 3A-AP-17 3A-AP-18 3B-AP-10 3B-AP-11	3A-AP-13 3A-AP-17 3A-AP-18 3B-AP-10 3B-AP-11
ISTE Standards	1.c, 1.d 4.d, 5.c 5.d	1.c, 1.d 4.d, 5.c 5.d	1.c, 1.d 4.d, 5.c 5.d	1.c, 1.d 4.d, 5.c 5.d	1.c, 1.d 4.d, 5.c 5.d	1.c, 1.d 4.d, 5.c 5.d
UK National Curriculum	Key stage 3&4*	Key stage 3&4*	Key stage 3&4*	Key stage 3&4*	Key stage 3&4*	Key stage 3&4*
Sample Application of Skills	Create programs that use logical operators.	Create patterns using conditional statements and loops.	Create interactive art work.	Use implicit functions to shade shapes and regions using code.	Create an artwork of your own imagination.	Create animations and moving pieces of art.

*See individual lesson guides for details on UK Computer standards

Intro to Programming and Art

Grades 9+

Scope and Sequence

Each unit includes a suggested pacing guide.

Students are introduced to art, design, and animation principles using Processing, a programming language designed for the visual arts community. Additionally, students will explore the works of famous masters such as Monet, Raphael, Picasso, and Seurat--then recreate digital art in the same style using JavaScript and p5.js. The coding exercises, hand-on Labs, and quizzes in this course engage students in developing computational thinking skills, as listed below from the CSTA Computer Science standards and UK Computing standards.

	Lesson 4.7 - Lab: Perspective	Lesson 4.8 - Review	Lesson 4.9 - Quiz			
Key Skills and Concepts	<ul style="list-style-type: none"> Use the coordinate transformation commands. 	<ul style="list-style-type: none"> Review the modulo operator, logical operators, De Morgan's Law, rows/columns, and equations. 	<ul style="list-style-type: none"> Demonstrate an understanding of the modulo operator, logical operators, De Morgan's Law, rows/columns, and equations. 			
CSTA Computer Science Standards	3A-AP-13 3A-AP-17 3A-AP-18 3B-AP-10 3B-AP-11 3B-AP-12	3A-AP-13 3A-AP-17 3A-AP-18 3B-AP-10 3B-AP-11	3A-AP-13 3A-AP-17 3A-AP-18 3B-AP-10 3B-AP-11			
ISTE Standards	1.c, 1.d 4.d, 5.c 5.d	1.c, 1.d 4.d, 5.c 5.d	1.c, 1.d 4.d, 5.c 5.d			
UK National Curriculum	Key stage 3&4*	Key stage 3&4*	Key stage 3&4*			
Sample Application of Skills	Use code to mimic a vanishing point artistic perspective.	Complete a Unit 4 review activity in Tynker.	Complete a Unit 4 quiz.			

*See individual lesson guides for details on UK Computer standards

Intro to Programming and Art

Grades 9+

Scope and Sequence

Each unit includes a suggested pacing guide.

Students are introduced to art, design, and animation principles using Processing, a programming language designed for the visual arts community. Additionally, students will explore the works of famous masters such as Monet, Raphael, Picasso, and Seurat--then recreate digital art in the same style using JavaScript and p5.js. The coding exercises, hand-on Labs, and quizzes in this course engage students in developing computational thinking skills, as listed below from the CSTA Computer Science standards and UK Computing standards.

	Lesson 5.1 - Images	Lesson 5.2 - Lab: Pointillism	Lesson 5.3 - Arrays	Lesson 5.4 - Pixel Data	Lesson 5.5 - Lab: Andy Warhol	5.6 - Steganography
Key Skills and Concepts	<ul style="list-style-type: none"> Use RGB to tint digital photographs with code. 	<ul style="list-style-type: none"> Determine which file formats are accepted in p5.js. 	<ul style="list-style-type: none"> Explore array data type. 	<ul style="list-style-type: none"> Change pixel data. 	<ul style="list-style-type: none"> Use masks to recolor and change images. 	<ul style="list-style-type: none"> Practice iterating through pixel data.
CSTA Computer Science Standards	3A-AP-13 3A-AP-17 3A-AP-18 3B-AP-10 3B-AP-11 3B-AP-17	3A-AP-13 3A-AP-17 3A-AP-18 3B-AP-10 3B-AP-11 3B-AP-17	3A-AP-13 3A-AP-17 3A-AP-18 3B-AP-10 3B-AP-11 3B-AP-17	3A-AP-13 3A-AP-17 3A-AP-18 3B-AP-10 3B-AP-11 3B-AP-17	3A-AP-13 3A-AP-17 3A-AP-18 3B-AP-10 3B-AP-11	3A-AP-13 3A-AP-17 3A-AP-18 3B-AP-10 3B-AP-11 3B-AP-21
ISTE Standards	1.c, 1.d 4.d, 5.c 5.d	1.c, 1.d 4.d, 5.c 5.d	1.c, 1.d 4.d, 5.c 5.d	1.c, 1.d 4.d, 5.c 5.d	1.c, 1.d 4.d, 5.c 5.d	1.c, 1.d 4.d, 5.c 5.d
UK National Curriculum	Key stage 3&4*	Key stage 3&4*	Key stage 3&4*	Key stage 3&4*	Key stage 3&4*	
Sample Application of Skills	Create an image variable then draw it on the canvas.	Create an image with a pointillist effect.	Practice using advanced array manipulation techniques.	Create animations by changing pixel data.	Create an Andy Warhol inspired picture.	Decode a secret message hiding in an image.

*See individual lesson guides for details on UK Computer standards

Intro to Programming and Art

Grades 9+

Scope and Sequence

Each unit includes a suggested pacing guide.

Students are introduced to art, design, and animation principles using Processing, a programming language designed for the visual arts community. Additionally, students will explore the works of famous masters such as Monet, Raphael, Picasso, and Seurat--then recreate digital art in the same style using JavaScript and p5.js. The coding exercises, hand-on Labs, and quizzes in this course engage students in developing computational thinking skills, as listed below from the CSTA Computer Science standards and UK Computing standards.

	Lesson 5.7 - Pixel Art Effects	Lesson 5.8 - Lab: Halftones	Lesson 5.9 - Review	Lesson 5.10 - Quiz		
Key Skills and Concepts	<ul style="list-style-type: none"> Compare methods of pixelated art to new methods. 	<ul style="list-style-type: none"> Use image processing. 	<ul style="list-style-type: none"> Review working with images, pixels/pixel art, steganography, and functions. 	<ul style="list-style-type: none"> Demonstrate an understanding of working with images, pixels/pixel art, steganography, and functions. 		
CSTA Computer Science Standards	3A-AP-13 3A-AP-17 3A-AP-18 3B-AP-10 3B-AP-11 3B-AP-12	3A-AP-13 3A-AP-17 3A-AP-18 3B-AP-10 3B-AP-11 3B-AP-22	3A-AP-13 3A-AP-17 3A-AP-18 3B-AP-10 3B-AP-11	3A-AP-13 3A-AP-17 3A-AP-18 3B-AP-10 3B-AP-11		
ISTE Standards	1.c, 1.d 4.d, 5.c 5.d	1.c, 1.d 4.d, 5.c 5.d	1.c, 1.d 4.d, 5.c 5.d	1.c, 1.d 4.d, 5.c 5.d		
UK National Curriculum	Key stage 3&4*	Key stage 3&4*	Key stage 3&4*	Key stage 3&4*		
Sample Application of Skills	Resize images and add pixelation.	Create a halftone photo filter.	Complete a Unit 5 review activity in Tynker.	Complete a Unit 5 quiz.		

*See individual lesson guides for details on UK Computer standards

Intro to Programming and Art

Grades 9+

Scope and Sequence

Each unit includes a suggested pacing guide.

Students are introduced to art, design, and animation principles using Processing, a programming language designed for the visual arts community. Additionally, students will explore the works of famous masters such as Monet, Raphael, Picasso, and Seurat--then recreate digital art in the same style using JavaScript and p5.js. The coding exercises, hand-on Labs, and quizzes in this course engage students in developing computational thinking skills, as listed below from the CSTA Computer Science standards and UK Computing standards.

	Lesson 6.1 - Mouse Interaction	Lesson 6.2 - Keyboard Interaction	Lesson 6.3 - Objects	Lesson 6.4 - Lab: Picture Slideshow	Lesson 6.5 - Lab: Art Gallery	Lesson 6.6 - Review	Lesson 6.7 - Quiz
Key Skills and Concepts	<ul style="list-style-type: none"> Explore mouse events in p5.js. 	<ul style="list-style-type: none"> Explore human-computer interaction 	<ul style="list-style-type: none"> Explore the object data type and learn how to make custom objects. 	<ul style="list-style-type: none"> Explore object-oriented programming. 	<ul style="list-style-type: none"> Convert p5.js projects into objects. 	<ul style="list-style-type: none"> Review mouse/keyboard interaction, creating objects, and creating classes. 	<ul style="list-style-type: none"> Take a quiz on mouse/keyboard interaction, creating objects, and creating classes.
CSTA Computer Science Standards	3A-AP-13 3A-AP-17 3B-AP-10 3B-AP-11 3B-AP-17 3B-AP-18	3A-AP-13 3A-AP-17 3B-AP-10 3B-AP-11 3B-AP-17 3B-AP-18	3A-AP-13 3A-AP-17 3B-AP-10 3B-AP-11 3B-AP-17 3B-AP-18	3A-AP-13 3A-AP-17 3B-AP-10 3B-AP-11 3B-AP-17 3B-AP-18	3A-AP-13 3A-AP-17 3B-AP-10 3B-AP-11 3B-AP-17 3B-AP-18	3A-AP-13 3A-AP-17 3B-AP-10 3B-AP-11 3B-AP-17 3B-AP-18	3A-AP-13 3A-AP-17 3B-AP-10 3B-AP-11 3B-AP-17 3B-AP-18
ISTE Standards	1.c, 1.d 4.d, 5.c 5.d	1.c, 1.d 4.d, 5.c 5.d	1.c, 1.d 4.d, 5.c 5.d	1.c, 1.d 4.d, 5.c 5.d	1.c, 1.d 4.d, 5.c 5.d	1.c, 1.d 4.d, 5.c 5.d	1.c, 1.d 4.d, 5.c 5.d
UK National Curriculum	Key stage 3&4*	Key stage 3&4*	Key stage 3&4*	Key stage 3&4*	Key stage 3&4*	Key stage 3&4*	Key stage 3&4*
Sample Application of Skills	Create a program that uses mouse events.	Add functions linked to specific keys being pressed.	Create a project using a custom object.	Create a slideshow project displaying art.	Create an art gallery project.	Complete a review activity in Tynker.	Complete a Unit 6 quiz.

*See individual lesson guides for details on UK Computer standards

Intro to Programming and Art

Grades 9+

Scope and Sequence

Each unit includes a suggested pacing guide.

Students are introduced to art, design, and animation principles using Processing, a programming language designed for the visual arts community. Additionally, students will explore the works of famous masters such as Monet, Raphael, Picasso, and Seurat---then recreate digital art in the same style using JavaScript and p5.js. The coding exercises, hand-on Labs, and quizzes in this course engage students in developing computational thinking skills, as listed below from the CSTA Computer Science standards and UK Computing standards.

	Lesson 7.1 - Intro to the Final Project	Lesson 7.2 - Breaking Bricks	Lesson 7.3 - Your Final Project			
Key Skills and Concepts	<ul style="list-style-type: none"> Explore the technology industry and job titles in that industry. 	<ul style="list-style-type: none"> Explore a demonstrated project. 	<ul style="list-style-type: none"> Read about previous successful student-driven projects. 			
CSTA Computer Science Standards	3A-AP-17 3B-AP-10 3B-AP-17	3A-AP-13 3A-AP-17 3A-AP-18 3A-AP-19 3B-AP-10 3B-AP-11 3B-AP-17 3B-AP-22 3B-AP-23	3A-AP-13 3A-AP-17 3A-AP-18 3A-AP-19 3B-AP-10 3B-AP-11 3B-AP-17 3B-AP-22 3B-AP-23			
ISTE Standards	1.c, 1.d 4.d, 5.c 5.d	1.c, 1.d 4.d, 5.c 5.d	1.c, 1.d 4.d, 5.c 5.d			
UK National Curriculum	Key stage 3&4*	Key stage 3&4*	Key stage 3&4*			
Sample Application of Skills	Begin planning for a final group project.	Build a Brick Breaking game using code.	Write proposal documents.			

*See individual lesson guides for details on UK Computer standards

AP Computer Science Principles

Grades 9+

Scope and Sequence

Each unit includes a suggested pacing guide.

Tynker is recognized by the College Board as an endorsed provider of curriculum and professional development for AP® Computer Science Principles (AP CSP). The AP CSP course is a year-long high school curriculum that's designed to introduce students to the central ideas of computer science and prepare them for the AP CS Principles Exam. This course includes 12 units, 110 lessons. Here is the AP CSP College Board document:

<https://apcentral.collegeboard.org/pdf/ap-computer-science-principles-course-and-exam-description.pdf>

	Lesson 1.1 - Welcome to AP CS Principles	Lesson 1.2 - Computing Innovations	Lesson 1.3 - Python Basics	Lesson 1.4 - What is Data?	Lesson 1.5 - Algorithms	Lesson 1.6 - Python Loops	Lesson 1.7 - Loops Part 2	Lesson 1.8 - Computing Systems and Networks
Big Ideas	<ul style="list-style-type: none"> Impact of Computing (IOC) 	<ul style="list-style-type: none"> Creative Development (CRD) 	<ul style="list-style-type: none"> Algorithm and Programming (AAP) 	<ul style="list-style-type: none"> Algorithm and Programming (AAP) Creative Development (CRD) 	<ul style="list-style-type: none"> Algorithm and Programming (AAP) Creative Development (CRD) 	<ul style="list-style-type: none"> Algorithm and Programming (AAP) 	<ul style="list-style-type: none"> Algorithm and Programming (AAP) 	<ul style="list-style-type: none"> Computing Systems and Networks (CSN)
Computational Thinking Practices	<ul style="list-style-type: none"> Computing Innovations (5) 	<ul style="list-style-type: none"> Computing Innovations (5) 	<ul style="list-style-type: none"> Algorithms and Program Development (2) 	<ul style="list-style-type: none"> Abstraction in Program Development (3) 	<ul style="list-style-type: none"> Algorithms and Program Development (2) Abstraction in Program Development (3) 	<ul style="list-style-type: none"> Algorithms and Program Development (2) Code Analysis (4) 	<ul style="list-style-type: none"> Algorithms and Program Development (2) Code Analysis (4) 	<ul style="list-style-type: none"> Computing Innovations (5)
Learning Objective	IOC-1.A	CRD-2.A	AAP-2.B	AAP-1.A CRD-2.C CRD-2.D	AAP-2.A AAP-2.G AAP-2.J CRD-2.D	AAP-2.B AAP-2.C AAP-2.K	AAP-2.B AAP-2.C AAP-2.K	CSN-1.A
Skills	5.C	5.C	2.B	3.A	2.A, 3.A	2.B 4.B	2.B 4.B	5.A
CSTA Computer Science Standards	3B-IC-25					3A-AP-21 3B-AP-10 3B-AP-11	3A-AP-21 3B-AP-10 3B-AP-11	
Sample Activity	Explore computing innovation and how computing has changed our lives.	Define the term "Computing Innovation" and give several examples.	Solve coding puzzles using Python.	Explore how the term "data" applies to programming code and computing innovations.	Investigate the definition of "algorithm" and write an algorithm for an activity.	Implement iteration by using "for" loops.	Use nested "for" loops to reduce lines of code.	Make a graphical representation of computing networks.

AP Computer Science Principles

Grades 9+

Scope and Sequence

Each unit includes a suggested pacing guide.

Tynker is recognized by the College Board as an endorsed provider of curriculum and professional development for AP® Computer Science Principles (AP CSP). The AP CSP course is a year-long high school curriculum that's designed to introduce students to the central ideas of computer science and prepare them for the AP CS Principles Exam. This course includes 12 units, 110 lessons. Here is the AP CSP College Board document:

<https://apcentral.collegeboard.org/pdf/ap-computer-science-principles-course-and-exam-description.pdf>

	Lesson 1.9 - Impacts on Society	Lesson 1.10 - Creative Development	Lesson 1.11 - Review	Lesson 1.12 - Quiz	Lesson 2.1 - Conditional Algorithms Unplugged	Lesson 2.2 - Conditional Logic Puzzles	Lesson 2.3 - Conditional Loops	Lesson 2.4 - Variables in Python
Big Ideas	<ul style="list-style-type: none"> Impact of Computing (IOC) 	<ul style="list-style-type: none"> Creative Development (CRD) 			<ul style="list-style-type: none"> Algorithm and Programming (AAP) 	<ul style="list-style-type: none"> Algorithm and Programming (AAP) 	<ul style="list-style-type: none"> Algorithm and Programming (AAP) 	<ul style="list-style-type: none"> Algorithm and Programming (AAP)
Computational Thinking Practices	<ul style="list-style-type: none"> Computing Innovations (5) 	<ul style="list-style-type: none"> Computational Solution Design (1) 			<ul style="list-style-type: none"> Algorithms and Program Development (2) Code Analysis (4) 	<ul style="list-style-type: none"> Algorithms and Program Development (2) Code Analysis (4) 	<ul style="list-style-type: none"> Algorithms and Program Development (2) Code Analysis (4) 	<ul style="list-style-type: none"> Code Implementation (3) Code Analysis (4)
Learning Objectives	IOC-1.A IOC-1.B	CRD-1.A CRD-1.B CRD-1.C			AAP-2.G AAP-2.H	AAP-2.H AAP-2.F AAP-2.E	AAP-2.K	AAP-1.A AAP-1.B
Skills	5.C	1.C			2.A 2.B, 4.B	2.B 4.B	2.B 4.B	3.A 4.B
CSTA Computer Science Standards	3B-IC-25	3A-AP-21 3A-AP-22 3B-AP-10 3B-AP-11 3B-AP-21 3B-AP-23			3A-IC-26	3A-AP-21 3B-AP-10 3B-AP-11	3A-AP-21 3B-AP-10 3B-AP-11	3A-AP-21 3B-AP-10 3B-AP-11 3B-AP-12
Sample Activity	Give examples of beneficial and harmful effects of recent computer innovations.	Work with a partner to create a program.	Discuss concepts and skills taught in Unit 1.	Complete a Unit 1 quiz.	Write a logical statement.	Use logical operators to check multiple conditions at the same time.	Use "while" loops to continue executing code while a condition is true.	Change the value of a variable and declare multiple variables.

AP Computer Science Principles

Grades 9+

Scope and Sequence

Each unit includes a suggested pacing guide.

Tynker is recognized by the College Board as an endorsed provider of curriculum and professional development for AP® Computer Science Principles (AP CSP). The AP CSP course is a year-long high school curriculum that's designed to introduce students to the central ideas of computer science and prepare them for the AP CS Principles Exam. This course includes 12 units, 110 lessons. Here is the AP CSP College Board document: <https://apcentral.collegeboard.org/pdf/ap-computer-science-course-and-exam-description.pdf>.

	Lesson 2.5 - User Input	Lesson 2.6 - Create Tasks: Trivia Game	Lesson 2.7 - Random Integers in Python	Lesson 2.8 - Rock Paper Scissors: Pair Programming	Lesson 2.9 - Conditionals with the Robot Language	Lesson 2.10 - Number Guessing Game	Lesson 2.11 - Create Task: Math Facts Game	Lesson 2.12 - Review
Big Ideas	<ul style="list-style-type: none"> Algorithm and Programming (AAP) 	<ul style="list-style-type: none"> Creative Development (CRD) 	<ul style="list-style-type: none"> Algorithm and Programming (AAP) 	<ul style="list-style-type: none"> Creative Development (CRD) 	<ul style="list-style-type: none"> Algorithm and Programming (AAP) 	<ul style="list-style-type: none"> Creative Development (CRD) Algorithm and Programming (AAP) 	<ul style="list-style-type: none"> Creative Development (CRD) 	
Computational Thinking Practices	<ul style="list-style-type: none"> Code Implementation (3) Algorithms and Program Development (2) 		<ul style="list-style-type: none"> Algorithms and Program Development (2) Code Analysis (4) 	<ul style="list-style-type: none"> Code Analysis (4) 	<ul style="list-style-type: none"> Computational Solution Design (1) Algorithms and Program Development (2) 	<ul style="list-style-type: none"> Algorithms and Program Development (2) Code Analysis (4) 	<ul style="list-style-type: none"> Code Analysis (4) 	
Learning Objectives	AAP-1.C AAP-2.E	CRD-2.E	AAP-3.E	CRD-2.J	AAP-2.A AAP-2.G AAP-2.J AAP-2.L	CRD-2.J AAP-2.K	CRD-2.J	
Skills	2.B 3.A		2.B 4.B	4.C	1.D 2.A	2.B 4.C	4.C	
CSTA Computer Science Standards	3A-AP-21 3B-AP-10 3B-AP-11 3B-AP-12	3A-AP-21 3B-AP-10 3B-AP-11 3B-AP-12	3A-AP-21 3B-AP-10 3B-AP-11 3B-AP-12	3A-AP-21 3A-AP-23 3B-AP-09 3B-AP-10 3B-AP-11 3B-AP-12	3A-AP-21 3B-AP-10 3B-AP-11	3A-AP-21 3A-AP-23 3B-AP-09 3B-AP-10 3B-AP-11 3B-AP-12	3A-AP-21 3A-AP-23 3B-AP-09 3B-AP-10 3B-AP-11 3B-AP-12 3B-AP-22	
Sample Activity	Write programs that accept user input and process it using rational operators.	Implement a trivia game that counts the number of correct answers.	Generate random integers in Python.	Write a program that plays Rock Paper Scissors against the computer.	Follow a conditional algorithm using the AP CSP Robot Language.	Practice using an and operator in a Boolean expression that controls a while loop.	Practice using continue and break inside a while loop.	Discuss concepts and skills taught in Unit 2.



AP Computer Science Principles

Scope and Sequence

Grades 9+

Each unit includes a suggested pacing guide.

Tynker is recognized by the College Board as an endorsed provider of curriculum and professional development for AP® Computer Science Principles (AP CSP). The AP CSP course is a year-long high school curriculum that's designed to introduce students to the central ideas of computer science and prepare them for the AP CS Principles Exam. This course includes 12 units, 110 lessons. Here is the AP CSP College Board document:

<https://apcentral.collegeboard.org/pdf/ap-computer-science-principles-course-and-exam-description.pdf>.

	Lesson 2.13 - Quiz	Lesson 3.1 - What is Abstraction	Lesson 3.2 - Variables and Expressions	Lesson 3.3 - Lists	Lesson 3.4 - The Turtle	Lesson 3.5 - User Interaction	Lesson 3.6 - Writing Functions with Parameters	Lesson 3.7 - Review
Big Ideas		<ul style="list-style-type: none"> Data (DAT) 	<ul style="list-style-type: none"> Algorithm and Programming (AAP) 	<ul style="list-style-type: none"> Algorithm and Programming (AAP) 	<ul style="list-style-type: none"> Algorithm and Programming (AAP) Data (DAT) 	<ul style="list-style-type: none"> Creative Development (CRD) 	<ul style="list-style-type: none"> Algorithm and Programming (AAP) 	
Computational Thinking Practices		<ul style="list-style-type: none"> Algorithms and Program Development (2) Code Implementation (3) 	<ul style="list-style-type: none"> Algorithms and Program Development (2) Code Implementation (3) Code Analysis (4) 	<ul style="list-style-type: none"> Code Implementation (3) 		<ul style="list-style-type: none"> Code Implementation (3) 	<ul style="list-style-type: none"> Code Implementation (3) 	
Learning Objectives		DAT-1.A DAT-1.C	AAP-1.A AAP-1.B AAP-2.B	AAP-1.C AAP-1.D	AAP-3.D AAP-2.F AAP-3.E DAT-1.A	CRD-2.C	AAP-3.A AAP-3.B	
Skills		2.B 3.C	3.A, 4.B 2.B	3.A 3.B 3.C	2.B 3.C	3.A	3.B 3.C	
CSTA Computer Science Standards		3A-CS-01 3A-DA-09	3A-AP-21 3B-AP-10 3B-AP-11 3B-AP-12	3A-AP-17 3A-AP-21 3B-AP-10 3B-AP-11 3B-AP-12	3A-AP-21 3B-AP-10 3B-AP-11 3B-AP-14 3B-AP-16 3A-DA-09	3A-AP-21 3B-AP-10 3B-AP-11 3B-AP-12	3A-AP-21 3B-AP-10 3B-AP-11	
Sample Activity	Complete a Unit 2 quiz.	Define abstraction and give several examples.	Write programs that use Python's float type.	Explain how to create a list.	Create custom shapes using the turtle object.	Create a program that reacts to keyboard input.	Use Turtle commands such as speed, color, width, and shape.	Discuss concepts and skills taught in Unit 3.

AP Computer Science Principles

Grades 9+

Scope and Sequence

Each unit includes a suggested pacing guide.

Tynker is recognized by the College Board as an endorsed provider of curriculum and professional development for AP® Computer Science Principles (AP CSP). The AP CSP course is a year-long high school curriculum that's designed to introduce students to the central ideas of computer science and prepare them for the AP CS Principles Exam. This course includes 12 units, 110 lessons. Here is the AP CSP College Board document: <https://apcentral.collegeboard.org/pdf/ap-computer-science-principles-course-and-exam-description.pdf>.

	Lesson 3.8 - Quiz	Lesson 3.9 - End of Quarter Create Task	Lesson 4.1 - Computing Networks	Lesson 4.2 - Dictionaries	Lesson 4.3 - The Internet	Lesson 4.4 - Packet Routing Simulation Program	Lesson 4.5 - Parallel Computing	Lesson 4.6 - Distributed Computing
Big Ideas		<ul style="list-style-type: none"> Creative Development (CRD) 	<ul style="list-style-type: none"> Computing Systems and Networks (CSN) 	<ul style="list-style-type: none"> Data (DAT) 	<ul style="list-style-type: none"> Computing Systems and Networks (CSN) 	<ul style="list-style-type: none"> Creative Development (CRD) 	<ul style="list-style-type: none"> Computing Systems and Networks (CSN) 	<ul style="list-style-type: none"> Computing Systems and Networks (CSN)
Computational Thinking Practices		<ul style="list-style-type: none"> Computational Solution Design (1) 	<ul style="list-style-type: none"> Computing Innovations (5) 	<ul style="list-style-type: none"> Algorithms and Program Development (2) 	<ul style="list-style-type: none"> Computational Solution Design (1) Computing Innovations (5) 	<ul style="list-style-type: none"> Code Analysis (4) 	<ul style="list-style-type: none"> Computational Solution Design (1) 	<ul style="list-style-type: none"> Computational Solution Design (1)
Learning Objectives		CRD-2.E CRD-2.F CRD-2.G	CSN-1.A	DAT-2.D	CSN-1.B CSN-1.C CSN-1.D CSN-1.E	CRD-2.I	CSN-2.A CSN-2.B	CSN-2.A CSN-2.B
Skills		1.B 4.A	5.A	2.B	1.D 5.A	4.C	1.D	1.D
CSTA Computer Science Standards		3A-AP-21 3A-AP-23 3B-AP-10 3B-AP-11 3B-AP-12 3B-AP-14 3B-AP-22	3A-AP-21 3B-AP-10 3B-AP-11	3A-AP-21 3B-AP-10 3B-AP-11 3B-AP-12	3B-IC-25	3A-AP-21 3B-AP-10 3B-AP-11 3B-AP-16	3A-AP-21 3B-AP-10 3B-AP-11 3B-AP-16	3A-IC-24
Sample Activity	Complete a Unit 3 quiz.	Design a program of your own choosing.	Use the terms path, routing, and bandwidth as they relate to networks.	Implement a letter frequency program with a dictionary.	Act out an Internet simulation of dynamic packet routing.	Create a Python program that simulates packet routing.	Practice an unplugged parallel computing algorithm.	Research a current example of distributed computing.

AP Computer Science Principles

Grades 9+

Scope and Sequence

Each unit includes a suggested pacing guide.

Tynker is recognized by the College Board as an endorsed provider of curriculum and professional development for AP® Computer Science Principles (AP CSP). The AP CSP course is a year-long high school curriculum that's designed to introduce students to the central ideas of computer science and prepare them for the AP CS Principles Exam. This course includes 12 units, 110 lessons. Here is the AP CSP College Board document:

<https://apcentral.collegeboard.org/pdf/ap-computer-science-principles-course-and-exam-description.pdf>.

	Lesson 4.7 - Introduction to Game Design	Lesson 4.8 - Practice with Update	Lesson 4.9 - Pair Programming Challenges	Lesson 4.10 - Review	Lesson 4.11 - Quiz	Lesson 5.1 - Pong	Lesson 5.2 - Snake	Lesson 5.3 - Snake Follow Up
Big Ideas	<ul style="list-style-type: none"> Algorithm and Programming (AAP) 	<ul style="list-style-type: none"> Creative Development (CRD) 	<ul style="list-style-type: none"> Creative Development (CRD) 			<ul style="list-style-type: none"> Algorithm and Programming (AAP) 	<ul style="list-style-type: none"> Algorithm and Programming (AAP) 	<ul style="list-style-type: none"> Algorithm and Programming (AAP)
Computational Thinking Practices	<ul style="list-style-type: none"> Algorithms and Program Development (2) 	<ul style="list-style-type: none"> Code Implementation (3) 	<ul style="list-style-type: none"> Code Analysis (4) 					
Learning Objectives	AAP-2.N	CRD-2.D	CRD-2.J			AAP-2.H AAP-2.I	AAP-2.N	AAP-3.C AAP-1.D
Skills	2.B	3.A	4.C					
CSTA Computer Science Standards	3A-AP-21 3B-AP-10 3B-AP-11 3B-AP-12	3A-AP-21 3B-AP-10 3B-AP-11	3A-AP-21 3B-AP-10 3B-AP-11 3A-AP-22			3A-AP-21 3B-AP-10 3B-AP-11	3A-AP-21 3B-AP-10 3B-AP-11	3A-AP-21 3B-AP-10 3B-AP-11
Sample Activity	Demonstrate advanced list manipulations.	Use constraints to make a program easier to understand.	Practice pair programming.	Review Unit 4 concepts.	Complete a Unit 1 quiz.	Create a replica of the classic arcade game Pong.	Create state variables that track the state of the game.	Create a complex algorithm that contains parameters.

AP Computer Science Principles

Grades 9+

Scope and Sequence

Each unit includes a suggested pacing guide.

Tynker is recognized by the College Board as an endorsed provider of curriculum and professional development for AP® Computer Science Principles (AP CSP). The AP CSP course is a year-long high school curriculum that's designed to introduce students to the central ideas of computer science and prepare them for the AP CS Principles Exam. This course includes 12 units, 110 lessons. Here is the AP CSP College Board document:

<https://apcentral.collegeboard.org/pdf/ap-computer-science-principles-course-and-exam-description.pdf>.

	Lesson 5.4 - Connect 4	Lesson 5.5 - Connect 4 Follow-Up	Lesson 5.6 - Tetris	Lesson 5.7 - Tetris Follow Up	Lesson 5.8 - Frogga	Lesson 5.9 - Pair Programming Challenges	Lesson 5.10 - Review	Lesson 5.11 - Quiz
Big Ideas	<ul style="list-style-type: none"> Algorithm and Programming (AAP) 	<ul style="list-style-type: none"> Algorithm and Programming (AAP) 	<ul style="list-style-type: none"> Algorithm and Programming (AAP) 	<ul style="list-style-type: none"> Algorithm and Programming (AAP) 	<ul style="list-style-type: none"> Algorithm and Programming (AAP) 	<ul style="list-style-type: none"> Creative Development (CRD) 		
Computational Thinking Practices						<ul style="list-style-type: none"> Code Analysis (4) 		
Learning Objectives	AAP-2.M	AAP-3.C	AAP-2.M	AAP-3.C	AAP-2.M	CRD-2.J		
Skills						4.C		
CSTA Computer Science Standards	3A-AP-21 3B-AP-10 3B-AP-11	3A-AP-13 3A-AP-21 3B-AP-10 3B-AP-11	3A-AP-21 3B-AP-10 3B-AP-11	3A-AP-21 3B-AP-10 3B-AP-11	3A-AP-21 3B-AP-10 3B-AP-11	3A-AP-21 3A-AP-22 3B-AP-10 3B-AP-11		
Sample Activity	Use nested "for" loops to create a grid.	Understand how rows and columns are represented by using a list of lists.	Apply coding concepts to store information about the shapes in a tuple.	Make a scoring sprite.	Create a Frogger game.	Solve challenges that review previous concepts.	Complete a review assignment in Tynker.	Complete a Unit 5 quiz.

AP Computer Science Principles

Grades 9+

Scope and Sequence

Each unit includes a suggested pacing guide.

Tynker is recognized by the College Board as an endorsed provider of curriculum and professional development for AP® Computer Science Principles (AP CSP). The AP CSP course is a year-long high school curriculum that's designed to introduce students to the central ideas of computer science and prepare them for the AP CS Principles Exam. This course includes 12 units, 110 lessons. Here is the AP CSP College Board document:

<https://apcentral.collegeboard.org/pdf/ap-computer-science-principles-course-and-exam-description.pdf>.

	Lesson 6.1 - Introduction	Lesson 6.2 - Starting and Testing	Lesson 6.3 - Data Abstraction	Lesson 6.4 - Choosing a Function
Big Ideas	<ul style="list-style-type: none"> • Creative Development (CRD) • Algorithm and Programming (AAP) 	<ul style="list-style-type: none"> • Creative Development (CRD) • Algorithm and Programming (AAP) 	<ul style="list-style-type: none"> • Creative Development (CRD) • Algorithm and Programming (AAP) 	<ul style="list-style-type: none"> • Creative Development (CRD) • Algorithm and Programming (AAP)
Computational Thinking Practices				
Learning Objectives	CRD-2.B CRD-2.E CRD-2.F CRD-2.G CRD-2.H AAP-1.D AAP-2.B AAP-2.H AAP-2.K AAP-2.M AAP-3.A AAP-3.B AAP-3.C	CRD-2.B CRD-2.E CRD-2.F CRD-2.G CRD-2.H AAP-1.D AAP-2.B AAP-2.H AAP-2.K AAP-2.M AAP-3.A AAP-3.B AAP-3.C	CRD-2.B CRD-2.E CRD-2.F CRD-2.G CRD-2.H AAP-1.D AAP-2.B AAP-2.H AAP-2.K AAP-2.M AAP-3.A AAP-3.B AAP-3.C	CRD-2.B CRD-2.E CRD-2.F CRD-2.G CRD-2.H AAP-1.D AAP-2.B AAP-2.H AAP-2.K AAP-2.M AAP-3.A AAP-3.B AAP-3.C
Skills				
CSTA Computer Science Standards	3A-AP-22	3A-AP-21 3B-AP-10 3B-AP-11	3A-AP-21 3B-AP-10 3B-AP-11	3A-AP-21 3B-AP-10 3B-AP-11
Sample Activity	Create an elevator speech explaining your program.	Add comments to your code.	Describe the Data Abstractions in your program.	Describe a function in your program that has parameters.

AP Computer Science Principles

Grades 9+

Scope and Sequence

Each unit includes a suggested pacing guide.

Tynker is recognized by the College Board as an endorsed provider of curriculum and professional development for AP® Computer Science Principles (AP CSP). The AP CSP course is a year-long high school curriculum that's designed to introduce students to the central ideas of computer science and prepare them for the AP CS Principles Exam. This course includes 12 units, 110 lessons. Here is the AP CSP College Board document:

<https://apcentral.collegeboard.org/pdf/ap-computer-science-principles-course-and-exam-description.pdf>.

	Lesson 6.5 - Explaining How a Function Works	Lesson 6.6 - Completing Your Program	Lesson 6.7 - Written Responses	Lesson 6.8 - Reflection
Big Ideas	<ul style="list-style-type: none"> • Creative Development (CRD) • Algorithm and Programming (AAP) 	<ul style="list-style-type: none"> • Creative Development (CRD) • Algorithm and Programming (AAP) 	<ul style="list-style-type: none"> • Creative Development (CRD) • Algorithm and Programming (AAP) 	<ul style="list-style-type: none"> • Creative Development (CRD) • Algorithm and Programming (AAP)
Computational Thinking Practices	3A-AP-21, 3B-AP-10, 3B-AP-11	3A-AP-21, 3B-AP-10, 3B-AP-11	3B-AP-23	
Learning Objectives	CRD-2.B CRD-2.E CRD-2.F CRD-2.G CRD-2.H AAP-1.D AAP-2.B AAP-2.H AAP-2.K AAP-2.M AAP-3.A AAP-3.B AAP-3.C	CRD-2.B CRD-2.E CRD-2.F CRD-2.G CRD-2.H AAP-1.D AAP-2.B AAP-2.H AAP-2.K AAP-2.M AAP-3.A AAP-3.B AAP-3.C	CRD-2.B CRD-2.E CRD-2.F CRD-2.G CRD-2.H AAP-1.D AAP-2.B AAP-2.H AAP-2.K AAP-2.M AAP-3.A AAP-3.B AAP-3.C	CRD-2.B CRD-2.E CRD-2.F CRD-2.G CRD-2.H AAP-1.D AAP-2.B AAP-2.H AAP-2.K AAP-2.M AAP-3.A AAP-3.B AAP-3.C
Skills				
CSTA Computer Science Standards				
Sample Activity	Describe how your function works.	Document assistance from others in your code.	Demonstrate a working program to the instructor.	Complete a reflection on the Semester Performance Task.

AP Computer Science Principles

Grades 9+

Scope and Sequence

Each unit includes a suggested pacing guide.

Tynker is recognized by the College Board as an endorsed provider of curriculum and professional development for AP® Computer Science Principles (AP CSP). The AP CSP course is a year-long high school curriculum that's designed to introduce students to the central ideas of computer science and prepare them for the AP CS Principles Exam. This course includes 12 units, 110 lessons. Here is the AP CSP College Board document: <https://apcentral.collegeboard.org/pdf/ap-computer-science-principles-course-and-exam-description.pdf>.

	Lesson 7.1 - Operations on Lists	Lesson 7.2 - Functions that Return a List	Lesson 7.3 - CSV Files	Lesson 7.4 - Making Plots	Lesson 7.5 - Thinking about Data Sets	Lesson 7.6 - Binary Search	Lesson 7.7 - Pair Programming Challenges	Lesson 7.8 - Review
Big Ideas	<ul style="list-style-type: none"> Algorithm and Programming (AAP) 	<ul style="list-style-type: none"> Algorithm and Programming (AAP) 	<ul style="list-style-type: none"> Data (DAT) 	<ul style="list-style-type: none"> Data (DAT) 	<ul style="list-style-type: none"> Data (DAT) 	<ul style="list-style-type: none"> Algorithm and Programming (AAP) 	<ul style="list-style-type: none"> Creative Development (CRD) 	
Computational Thinking Practices							<ul style="list-style-type: none"> Code Analysis (4) 	
Learning Objectives	AAP-2.O	AAP-2.O	DAT-2.D	DAT-2.E	DAT-2.A	AAP-2.P	CRD-2.J	
Skills							4.C	
CSTA Computer Science Standards	3A-AP-21 3B-AP-10 3A-AP-14 3B-AP-11 3B-AP-12	3A-AP-21 3B-AP-10 3B-AP-11 3B-AP-12	3A-DA-11 3A-DA-12 3A-AP-21 3B-AP-10 3B-AP-11 3B-AP-15	3A-DA-11 3A-AP-21 3B-AP-10 3B-AP-11 3B-AP-15 3B-AP-16	3A-DA-10	3A-AP-21 3B-AP-10 3B-AP-09 3B-AP-11	3A-AP-21 3B-AP-10 3B-AP-11 3B-AP-18 3B-AP-20 3B-AP-21 3B-AP-23	
Sample Activity	Write functions that act on a single list.	Write functions that return a list.	Write a Python program that uses the csv module to open and read a CSV file into a list of lists.	Write a Python program that uses the pygal module to make plots.	Answer questions about what can and cannot be discovered from data sets.	Write a program that plays a number guessing game.	Practice pair programming.	Create a review assignment in Tynker.

AP Computer Science Principles

Grades 9+

Scope and Sequence

Each unit includes a suggested pacing guide.

Tynker is recognized by the College Board as an endorsed provider of curriculum and professional development for AP® Computer Science Principles (AP CSP). The AP CSP course is a year-long high school curriculum that's designed to introduce students to the central ideas of computer science and prepare them for the AP CS Principles Exam. This course includes 12 units, 110 lessons. Here is the AP CSP College Board document: <https://apcentral.collegeboard.org/pdf/ap-computer-science-principles-course-and-exam-description.pdf>.

	Lesson 7.9 - Quiz	Lesson 8.1 - What is Artificial Intelligence?	Lesson 8.2 - Game of Stones	Lesson 8.3 - Rock Paper Scissors with Lists	Lesson 8.4 - Rock Paper Scissors with Prediction	Lesson 8.5 - Beneficial and Harmful Effects	Lesson 8.6 - Pair Programming Challenge: Final Jeopardy	Lesson 8.7 - Sentiment Analysis
Big Ideas		<ul style="list-style-type: none"> Impact of Computing (IOC) 	<ul style="list-style-type: none"> Algorithm and Programming (AAP) 	<ul style="list-style-type: none"> Algorithm and Programming (AAP) 	<ul style="list-style-type: none"> Algorithm and Programming (AAP) 	<ul style="list-style-type: none"> Algorithm and Programming (AAP) 	<ul style="list-style-type: none"> Algorithm and Programming (AAP) 	<ul style="list-style-type: none"> Creative Development (CRD) Algorithm and Programming (AAP) Impact of Computing (IOC)
Computational Thinking Practices								
Learning Objectives		IOC-1.A	AAP-2.C	AAP-1.D AAP-2.K	AAP-1.D	IOC-1.B IOC-1.D	AAP-2.L AAP-2.I	CRD-2.C AAP-3.D IOC-1.E
Skills								
CSTA Computer Science Standards		3B-AP-08	3A-AP-21 3B-AP-10 3B-AP-11 3B-AP-12	3A-AP-21 3B-AP-09 3B-AP-10 3B-AP-11 3B-AP-12	3A-AP-21 3B-AP-09 3B-AP-10 3B-AP-11 3B-AP-12	3B-AP-08	3A-AP-21 3B-AP-09 3B-AP-10 3B-AP-11 3B-AP-12 3B-AP-18 3B-AP-20 3B-AP-21	3A-AP-21 3B-AP-10 3B-AP-11 3B-AP-16
Sample Activity	Complete a Unit 7 quiz.	Provide examples of Artificial Intelligence.	Write a program that plays a game with a winning strategy.	Write a program that uses lists in a meaningful way.	Write different algorithms that model artificial intelligence.	Explore the beneficial and harmful effects of artificial intelligence.	Write a program that uses a complicated algorithm to make a Final Jeopardy wager.	Write a program that uses a dictionary to store information.



AP Computer Science Principles

Scope and Sequence

Grades 9+

Each unit includes a suggested pacing guide.

Tynker is recognized by the College Board as an endorsed provider of curriculum and professional development for AP® Computer Science Principles (AP CSP). The AP CSP course is a year-long high school curriculum that's designed to introduce students to the central ideas of computer science and prepare them for the AP CS Principles Exam. This course includes 12 units, 110 lessons. Here is the AP CSP College Board document:

<https://apcentral.collegeboard.org/pdf/ap-computer-science-principles-course-and-exam-description.pdf>.

	Lesson 8.8 - Sentiment Analysis Part 2	Lesson 8.9 - Simulations	Lesson 8.10 - Simulations Part 2	Lesson 8.11 - Review	Lesson 8.12 - Quiz	Lesson 9.1 - Starting with the Directions	Lesson 9.2 - Understanding the Scoring Guide	Lesson 9.3 - Create Task Week 1
Big Ideas	<ul style="list-style-type: none"> Data (DAT) 	<ul style="list-style-type: none"> Algorithm and Programming (AAP) 	<ul style="list-style-type: none"> Data (DAT) 					
Computational Thinking Practices								
Learning Objectives	DAT-2.C DAT-2.D DAT-2.E	AAP-3.F	DAT-2.E					
Skills								
CSTA Computer Science Standards	3A-AP-21 3B-AP-10 3B-AP-11	3A-AP-21 3B-AP-10 3B-AP-11 3B-AP-12 3B-AP-16	3A-AP-21 3B-AP-10 3B-AP-11 3B-AP-12 3B-AP-16					3A-AP-13 3A-AP-15 3A-AP-16 3A-AP-21 3B-AP-10 3B-AP-11 3B-AP-19
Sample Activity	Write a program that uses artificial intelligence concepts to make a prediction.	Explain how creating a computer simulation has benefits over real-world experiments.	Write a program that uses turtle graphics to make a histogram from dictionary information.	Complete review exercises in Tynker.	Complete a Unit 8 quiz.	Independently write a program for submission to AP Digital Portfolio.	Review Scoring Guidelines for the Create Task.	Independently write a program for submission to AP Digital Portfolio.

AP Computer Science Principles

Grades 9+

Scope and Sequence

Each unit includes a suggested pacing guide.

Tynker is recognized by the College Board as an endorsed provider of curriculum and professional development for AP® Computer Science Principles (AP CSP). The AP CSP course is a year-long high school curriculum that's designed to introduce students to the central ideas of computer science and prepare them for the AP CS Principles Exam. This course includes 12 units, 110 lessons. Here is the AP CSP College Board document: <https://apcentral.collegeboard.org/pdf/ap-computer-science-principles-course-and-exam-description.pdf>.

	Lesson 9.4 - Create Task Week 2	Lesson 9.5 - Create Task Week 3	Lesson 10.1 - Encryption	Lesson 10.2 - Substitution Cipher	Lesson 10.3 - Reasonable Time	Lesson 10.4 - The Knapsack Problem	Lesson 10.5 - Physical and Theoretical Limits	Lesson 10.6 - Compression
Big Ideas			<ul style="list-style-type: none"> Algorithm and Programming (AAP) 	<ul style="list-style-type: none"> Algorithm and Programming (AAP) 	<ul style="list-style-type: none"> Algorithm and Programming (AAP) 	<ul style="list-style-type: none"> Algorithm and Programming (AAP) 	<ul style="list-style-type: none"> Algorithm and Programming (AAP) 	<ul style="list-style-type: none"> Data (DAT)
Computational Thinking Practices								
Learning Objectives			AAP-2.D AAP-2.M	AAP-2.D AAP-3.D	AAP-4.A	AAP-4.A	AAP-4.B	DAT-1.D
Skills								
CSTA Computer Science Standards	3A-AP-13 3A-AP-16 3A-AP-21 3B-AP-10 3B-AP-11 3B-AP-19	3A-AP-13 3A-AP-16 3A-AP-21 3B-AP-10 3B-AP-11 3B-AP-19	3A-AP-21 3B-AP-10 3B-AP-11	3A-AP-21 3B-AP-10 3B-AP-11 3B-AP-12	3A-AP-21 3B-AP-10 3B-AP-11 3B-AP-12	3A-AP-21 3B-AP-10 3B-AP-11 3B-AP-12	3A-AP-21 3B-AP-10 3B-AP-11 3B-AP-12 3A-IC-26	3A-AP-21 3B-AP-10 3B-AP-11
Sample Activity	Independently write a program for submission to AP Digital Portfolio.	Independently write a program for submission to AP Digital Portfolio.	Write a program that encrypts and decrypts messages made using the Caesar cipher.	Write a program that uses string concatenation to build a word, letter by letter.	Explain the concept of reasonable time, and provide an example of an algorithm that does not run in reasonable time.	Write a program that uses tuples to store information.	Explain theoretical limitations of computers.	Write a program that implements lossy/lossless compression.

AP Computer Science Principles

Grades 9+

Scope and Sequence

Each unit includes a suggested pacing guide.

Tynker is recognized by the College Board as an endorsed provider of curriculum and professional development for AP® Computer Science Principles (AP CSP). The AP CSP course is a year-long high school curriculum that's designed to introduce students to the central ideas of computer science and prepare them for the AP CS Principles Exam. This course includes 12 units, 110 lessons. Here is the AP CSP College Board document:

<https://apcentral.collegeboard.org/pdf/ap-computer-science-principles-course-and-exam-description.pdf>

	Lesson 10.7 - Computing Concerns	Lesson 10.8 - Review	Lesson 10.9 - Quiz	Lesson 11.1 - Understanding the Exam Format	Lesson 11.2 - Taking a Practice Exam	Lesson 11.3 - Reviewing Your Answers	Lesson 11.4 - The Day Before the Exam	Lesson 12.1 - Introduction to Recursion
Big Ideas	<ul style="list-style-type: none"> Impact of Computing (IOC) 							<ul style="list-style-type: none"> Algorithm and Programming (AAP)
Computational Thinking Practices								
Learning Objectives	IOC-1.C IOC-1.D IOC-1.F							AAP-3.A
Skills								
CSTA Computer Science Standards	3A-IC-24 3A-IC-25 3A-IC-30							3A-AP-21 3B-AP-10 3B-AP-11 3B-AP-14
Sample Activity	Explain the idea behind public key encryption.	Complete a review assignment in Tynker.	Complete a Unit 10 quiz.	Read about the AP's pseudocode styles and its equivalent in Python.	Independently take an official AP Practice Example, provided by the College Board.	Self-grade their completed Practice Exam and review incorrect answers.	Revisit previous sections of the course.	Write a Python program that uses recursion to find the nth Fibonacci number.

AP Computer Science Principles

Grades 9+

Scope and Sequence

Each unit includes a suggested pacing guide.

Tynker is recognized by the College Board as an endorsed provider of curriculum and professional development for AP® Computer Science Principles (AP CSP). The AP CSP course is a year-long high school curriculum that's designed to introduce students to the central ideas of computer science and prepare them for the AP CS Principles Exam. This course includes 12 units, 110 lessons. Here is the AP CSP College Board document: <https://apcentral.collegeboard.org/pdf/ap-computer-science-principles-course-and-exam-description.pdf>.

	Lesson 12.2 - The Flood Fill Algorithm	Lesson 12.3 - Fractals	Lesson 12.4 - Fractal Trees	Lesson 12.5 - Review	Lesson 12.6 - Quiz	Lesson 12.7 - Optional Explore Task		
Big Ideas	<ul style="list-style-type: none"> Algorithm and Programming (AAP) 	<ul style="list-style-type: none"> Algorithm and Programming (AAP) 	<ul style="list-style-type: none"> Algorithm and Programming (AAP) 			<ul style="list-style-type: none"> Impact of Computing (IOC) Creative Development (CRD) 		
Computational Thinking Practices								
Learning Objectives	AAP-3.A	AAP-3.A	AAP-3.A			CRD-2.A IOC-1.A IOC-2.A		
Skills								
CSTA Computer Science Standards	3A-AP-21 3B-AP-10 3B-AP-11 3B-AP-13 3B-AP-14 3B-AP-17	3A-AP-21 3B-AP-10 3B-AP-11 3B-AP-17	3A-AP-21 3B-AP-10 3B-AP-11 3B-AP-17			3A-AP-13 3A-AP-16 3A-AP-20 3A-IC-24 3A-IC-28 3A-IC-30		
Sample Activity	Write a Python program that uses a recursive Flood Fill algorithm to fill an image.	Write a Python program that uses a recursive algorithm to make a fractal snowflake.	Write a Python program that uses a recursive algorithm to make a fractal tree.	Complete review exercises in Tynker, then discuss results.	Complete a Unit 12 quiz.	Perform open-ended research.		

AP Computer Science A

Scope and Sequence

Grades 9+

Each unit includes a suggested pacing guide.

Tynker is recognized by the College Board as an endorsed provider of curriculum and professional development for AP® Computer Science A (AP CSA). The AP CSA course is a year-long high school curriculum that's designed to introduce students to the central ideas of computer science and prepare them for the AP CS A Exam. This course includes 10 units, 123 lessons. Here's a link to the AP CSA document:

<https://apcentral.collegeboard.org/pdf/ap-computer-science-a-course-and-exam-description.pdf?course=ap-computer-science-a>.

	Lesson 1.1 - Warm Up!	Lesson 1.2 - Introduction	Lesson 1.3 - Visualizing Algorithms	Lesson 1.4 - Printing to the Console	Lesson 1.5 - Strings and Input	Lesson 1.6 - Abstraction	Lesson 1.7 - More on Methods	Lesson 1.8 - Composition
Big Ideas				<ul style="list-style-type: none"> Modularity (MOD) 	<ul style="list-style-type: none"> Variables (VAR) 	<ul style="list-style-type: none"> Modularity (MOD) 		<ul style="list-style-type: none"> Variables (VAR)
Computational Thinking Practices	<ul style="list-style-type: none"> Program Design and Algorithm Development (1) 	<ul style="list-style-type: none"> Program Design and Algorithm Development (1) 	<ul style="list-style-type: none"> Program Design and Algorithm Development (1) Code Testing (4) 				<ul style="list-style-type: none"> Program Design and Algorithm Development (1) Code Testing (4) 	<ul style="list-style-type: none"> Program Design and Algorithm Development (1) Code Testing (4)
Learning Objectives				MOD-1.A MOD-1.A.1 MOD-1.A.2	VAR-1.A VAR-1.A.1	MOD-1.E.2		VAR-1.G.3
Skills	1.A	1.A 1.B	1.A 1.B 4.B				1.B 4.B	1.B 4.B
CSTA Computer Science Standards		3A-IC-26 3B-AP-10 3B-AP-11	3A-IC-26 3B-AP-10 3B-AP-11	3A-AP-21 3B-AP-10 3B-AP-11	3A-AP-21 3B-AP-10 3B-AP-11	3A-CS-01 3B-AP-10 3B-AP-11	3B-AP-10 3B-AP-11	3B-AP-10 3B-AP-11
Sample Activity	Identify Java as a programming language.	Define what an algorithm is.	Visualize an algorithm using a flowchart.	Create shapes using print commands.	Concatenate strings.	Identify how to create a method.	Solve coding puzzles by creating your own method.	Compare composition within coding to other art forms.

AP Computer Science A

Scope and Sequence

Grades 9+

Each unit includes a suggested pacing guide.

Tynker is recognized by the College Board as an endorsed provider of curriculum and professional development for AP® Computer Science A (AP CSA). The AP CSA course is a year-long high school curriculum that's designed to introduce students to the central ideas of computer science and prepare them for the AP CS A Exam. This course includes 10 units, 123 lessons. Here's a link to the AP CSA document:

<https://apcentral.collegeboard.org/pdf/ap-computer-science-a-course-and-exam-description.pdf?course=ap-computer-science-a>.

	Lesson 1.9 - ASCII Art Methods	Lesson 1.10 - Algorithms and Methods Review	Lesson 1.11 - Algorithms and Methods Quiz	Lesson 1.12 - Encoding Information	Lesson 1.13 - Binary Numbers	Lesson 1.14 - Variables	Lesson 1.15 - How to Use Variables	Lesson 1.16 - Types
Big Ideas	<ul style="list-style-type: none"> Modularity (MOD) Variables (VAR) 					<ul style="list-style-type: none"> Control (CON) 	<ul style="list-style-type: none"> Variables (VAR) 	<ul style="list-style-type: none"> Variables (VAR)
Computational Thinking Practices	<ul style="list-style-type: none"> Program Design and Algorithm Development (1) Code Testing (4) 			<ul style="list-style-type: none"> Program Design and Algorithm Development (1) Code Testing (4) 	<ul style="list-style-type: none"> Logic Code (2) 			
Learning Objectives	MOD-1.E.2 VAR-1.G.3	VAR-1.G.3				CON-1.B.1 CON-1.B.2 CON-1.B.3	VAR-1.C.4	VAR-1.B.2 VAR-1.B.3 VAR-1.C VAR-1.C.1 VAR-1.C.2 VAR-1.C.3
Skills	1.B 4.B			1.B 4.B	2.B			
CSTA Computer Science Standards	3A-AP-21 3A-AP-13 3B-AP-10 3B-AP-11	3B-AP-10 3B-AP-11		3B-AP-10 3B-AP-11	3B-AP-10 3B-AP-11	3B-AP-10 3B-AP-11	3A-AP-21 3B-AP-10 3B-AP-11	3A-AP-21 3B-AP-10 3B-AP-11
Sample Activity	Write methods that print out text to form basic shapes.	Reinforce concepts such as methods, abstraction, and composition.	Demonstrate your understanding of refactoring, abstraction, methods, and composition.	Explain what encoding is.	Convert from binary to decimal and vice versa.	Assign variables and declare the values as integers or strings.	Assign and reassign variables.	Identify the different types of values in Java.

AP Computer Science A

Grades 9+

Scope and Sequence

Each unit includes a suggested pacing guide.

Tynker is recognized by the College Board as an endorsed provider of curriculum and professional development for AP® Computer Science A (AP CSA). The AP CSA course is a year-long high school curriculum that's designed to introduce students to the central ideas of computer science and prepare them for the AP CS A Exam. This course includes 10 units, 123 lessons. Here's a link to the AP CSA document:

[https://apcentral.collegeboard.org/pdf/ap-computer-science-a-course-and-exam-description.pdf?course=ap-computer-science-a.](https://apcentral.collegeboard.org/pdf/ap-computer-science-a-course-and-exam-description.pdf?course=ap-computer-science-a)

	Lesson 1.17 - What's an Expression	Lesson 1.18 - Variable Initialization in Java	Lesson 1.19 - Working with Numbers	Lesson 1.20 - Information Representation and Expressions Review	Lesson 1.21 - Information Representation and Expressions Quiz			
Big Ideas	<ul style="list-style-type: none"> Variables (VAR) Control (CON) 	<ul style="list-style-type: none"> Control (CON) 	<ul style="list-style-type: none"> Control (CON) 	<ul style="list-style-type: none"> Control (CON) 	<ul style="list-style-type: none"> Variables (VAR) 			
Computational Thinking Practices								
Learning Objectives	CON-1.A CON-1.A.2 VAR-1.C CON-1.A.6 CON-1.B CON-1.B.1 CON-1.B.2 CON-1.B.3 CON-1.C	CON-1.A.2 CON-1.A.3 CON-1.A.4 CON-1.A.5 CON-1.A.7 CON-1.B.5	CON-1.A.8	CON-1.A.6 CON-1.A.8 CON-1.B.4 CON-1.C	VAR-1.B			
Skills								
CSTA Computer Science Standards	3A-AP-21 3B-AP-10 3B-AP-11	3B-AP-10 3B-AP-11	3B-AP-10 3B-AP-11					
Sample Activity	Explain the difference between syntax and semantic errors.	Practice using operators with extra focus on the modulus operator.	Demonstrate how to truncate values.	Complete review exercises in Tynker, then discuss results.	Complete a Unit 1 quiz.			

AP Computer Science A

Scope and Sequence

Grades 9+

Each unit includes a suggested pacing guide.

Tynker is recognized by the College Board as an endorsed provider of curriculum and professional development for AP® Computer Science A (AP CSA). The AP CSA course is a year-long high school curriculum that's designed to introduce students to the central ideas of computer science and prepare them for the AP CS A Exam. This course includes 10 units, 123 lessons. Here's a link to the AP CSA document:

<https://apcentral.collegeboard.org/pdf/ap-computer-science-a-course-and-exam-description.pdf?course=ap-computer-science-a>.

	Lesson 2.1 - Variables and Memory	Lesson 2.2 - Properties and Behaviors	Lesson 2.3 - Classes	Lesson 2.4 - Instance Variables and Methods	Lesson 2.5 - Constructors	Lesson 2.6 - Drawing Shapes	Lesson 2.7 - Introduction to Strings	Lesson 2.8 - String Methods
Big Ideas	• Modularity (MOD)	• Modularity (MOD)	• Variables (VAR) • Modularity (MOD)	• Modularity (MOD)	• Modularity (MOD)	• Modularity (MOD)	• Variables (VAR)	• Variables (VAR)
Computational Thinking Practices								
Learning Objectives	MOD-2.F.5 MOD-2.F.6	MOD-2.B.1 MOD-1.E.1	VAR-1 MOD-2.B.1 MOD-1.E.1	MOD-2.B.1 MOD-1.E.1	MOD-2.B.1 MOD-1.E.1	MOD-2.B.1 MOD-1.D.1 MOD-1.D.3	VAR-1.E.1 VAR-1.E.3 VAR-1.E.4	VAR-1.E.10 VAR-1.E.12
Skills								
CSTA Computer Science Standards	3A-AP-21 3B-AP-10 3B-AP-11 3B-AP-21	3A-AP-13 3A-AP-23 3B-AP-10 3B-AP-11 3B-AP-14	3A-AP-17 3A-AP-21 3B-AP-10 3B-AP-11 3B-AP-21	3A-AP-21 3B-AP-10 3B-AP-11 3B-AP-14 3B-AP-21	3A-AP-21 3B-AP-10 3B-AP-11 3B-AP-14 3B-AP-21	3A-AP-21 3B-AP-10 3B-AP-11 3B-AP-14 3B-AP-21	3A-AP-21 3B-AP-10 3B-AP-11	3A-AP-21 3B-AP-10 3B-AP-11 3B-AP-16
Sample Activity	Trace and execute recursive methods.	Explore the fundamental ideas behind objects and object-oriented programming.	Practice making custom types (classes) in Java.	Create custom types, classes, and instances.	Create a simple class that represents a bicycle.	Use methods to create shapes on the canvas.	Create programs that use strings.	View examples of various String methods.

AP Computer Science A

Scope and Sequence

Grades 9+

Each unit includes a suggested pacing guide.

Tynker is recognized by the College Board as an endorsed provider of curriculum and professional development for AP® Computer Science A (AP CSA). The AP CSA course is a year-long high school curriculum that's designed to introduce students to the central ideas of computer science and prepare them for the AP CS A Exam. This course includes 10 units, 123 lessons. Here's a link to the AP CSA document:

<https://apcentral.collegeboard.org/pdf/ap-computer-science-a-course-and-exam-description.pdf?course=ap-computer-science-a>.

	Lesson 2.9 - More String Methods	Lesson 2.10 - Substrings	Lesson 2.11 - The Math Class	Lesson 2.12 - Review	Lesson 2.13 - Quiz				
Big Ideas	<ul style="list-style-type: none"> Variables (VAR) 	<ul style="list-style-type: none"> Variables (VAR) 	<ul style="list-style-type: none"> Modularity (MOD) Control (CON) 	<ul style="list-style-type: none"> Variables (VAR) 	<ul style="list-style-type: none"> Variables (VAR) Modularity (MOD) 				
Computational Thinking Practices									
Learning Objectives	VAR-1.E.10 VAR-1.E.12	VAR-1.E.10 VAR-1.E.12	MOD-1.H.1 CON-1.D CON-1.D.1 CON-1.D.2 CON-1.D.3	VAR-1.E.1 VAR-1.E.3 VAR-1.E.4	VAR-1.E.1 VAR-1.E.3 VAR-1.E.4 MOD-2.B.1 MOD-1.E.1				
Skills									
CSTA Computer Science Standards	3A-AP-21 3B-AP-10 3B-AP-11	3A-AP-21 3B-AP-10 3B-AP-11	3A-AP-21 3B-AP-10 3B-AP-11	3A-AP-13 3A-AP-23 3B-AP-10 3B-AP-11 3B-AP-14	3A-AP-21 3B-AP-10 3B-AP-11				
Sample Activity	Explore more String methods, such as "compareTo" and "equal".	Explore the substring method of String and practice using it.	Explore the Java Math class.	Complete review exercises in Tynker, then discuss results.	Complete a Unit 2 quiz.				

AP Computer Science A

Scope and Sequence

Grades 9+

Each unit includes a suggested pacing guide.

Tynker is recognized by the College Board as an endorsed provider of curriculum and professional development for AP® Computer Science A (AP CSA). The AP CSA course is a year-long high school curriculum that's designed to introduce students to the central ideas of computer science and prepare them for the AP CS A Exam. This course includes 10 units, 123 lessons. Here's a link to the AP CSA document:

<https://apcentral.collegeboard.org/pdf/ap-computer-science-a-course-and-exam-description.pdf?course=ap-computer-science-a>.

	Lesson 3.1 - Simple Boolean Expressions	Lesson 3.2 - Logical Operators in Java	Lesson 3.3 - Using Relational and Logical Operators Together	Lesson 3.4 - Conditional Statements	Lesson 3.5 - Else and Else-If Statements	Lesson 3.6 - Conditionals Review	Lesson 3.7 - Conditionals Quiz	
Big Ideas	• Control (CON)	• Control (CON)	• Control (CON)	• Control (CON)	• Control (CON)	• Control (CON)	• Control (CON)	
Computational Thinking Practices								
Learning Objectives	CON-1 CON-1.E CON-1.E.2 CON-1.E.3 CON-1.F.2	CON-1.A.6 CON-1.B.2	CON-1.B.4	CON-2.C CON-2.C.2 CON-2.C.4	CON-2.A.1 CON-2.A.2 CON-2.A.5 CON-2.C.2 CON-2.C.4 CON-1.G CON-1.G.1 CON-1.G.3 CON-1.H CON-1.H.1 CON-1.H.2 CON-1.H.3 CON-1.H.4	CON-1.A.6 CON-1.B.2 CON-1 CON-1.E CON-1.E.2 CON-1.E.3 CON-1.F.2	CON-1.A.6 CON-1.B.2 CON-1 CON-1.E CON-1.E.2 CON-1.E.3 CON-1.F.2 CON-2.C.2 CON-2.C.4	
Skills								
CSTA Computer Science Standards	3A-AP-21 3B-AP-10 3B-AP-11		3A-AP-17	3A-AP-21 3B-AP-10 3B-AP-11	3A-AP-21 3B-AP-10 3B-AP-11 3B-AP-21	3A-AP-21 3B-AP-10 3B-AP-11	3A-AP-21 3B-AP-10 3B-AP-11	
Sample Activity	Explore examples of boolean operators in Java.	Use logical expressions as a tool for branching in a programming language.	Build complex boolean expressions in Java from relational and boolean operators.	Read about the "else" clause in an "if-else" construct.	Explore "else" and "if-else" constructs in Java.	Complete review exercises in Tynker, then discuss results.	Complete a Unit 3 quiz.	

AP Computer Science A

Scope and Sequence

Grades 9+

Each unit includes a suggested pacing guide.

Tynker is recognized by the College Board as an endorsed provider of curriculum and professional development for AP® Computer Science A (AP CSA). The AP CSA course is a year-long high school curriculum that's designed to introduce students to the central ideas of computer science and prepare them for the AP CS A Exam. This course includes 10 units, 123 lessons. Here's a link to the AP CSA document:

<https://apcentral.collegeboard.org/pdf/ap-computer-science-a-course-and-exam-description.pdf?course=ap-computer-science-a>.

	Lesson 4.1 - The While Loop	Lesson 4.2 - Take Control of Loops	Lesson 4.3 - Infinite Loops	Lesson 4.4 - Draw with Loops	Lesson 4.5 - Randomness	Lesson 4.6 - While Loop Puzzles	Lesson 4.7 - While Loops Review	Lesson 4.8 - While Loops Quiz
Big Ideas	• Control (CON)	• Control (CON)	• Control (CON)	• Control (CON)	• Control (CON)	• Control (CON)	• Control (CON)	• Control (CON)
Computational Thinking Practices								
Learning Objectives	CON-2.C.1 CON-2.C.2	CON-2.D.2	CON-2.C.1 CON-2.C.2 CON-2.C.3	CON-2 CON-2.C.1 CON-2.C.2 CON-2.C.3 CON-2.C.4	CON-1.D	CON-2.G	CON-2.C.1 CON-2.C.2	CON-2.C
Skills								
CSTA Computer Science Standards	3A-AP-21 3B-AP-10 3B-AP-11 3B-AP-21	3A-AP-21 3B-AP-10 3B-AP-11 3B-AP-21	3A-AP-21 3B-AP-10 3B-AP-11 3B-AP-21	3A-AP-17 3A-AP-21 3B-AP-10 3B-AP-11 3B-AP-21	3A-AP-17 3A-AP-21 3B-AP-10 3B-AP-11 3B-AP-21	3A-AP-21 3B-AP-10 3B-AP-11 3B-AP-21	3A-AP-21 3B-AP-10 3B-AP-11 3B-AP-21	3A-AP-21 3B-AP-10 3B-AP-11 3B-AP-21
Sample Activity	Solve coding puzzles using "while" loops and methods.	Implement different styles of counters.	Read about "input controlled loops" and "sentinel values."	Design a custom open-ended art project using code.	Create a computerized coin flipper.	Use "while" loops and conditional statements to solve coding puzzles.	Reinforce while loops, conditional statements, and random numbers.	Take a quiz to demonstrate your understanding of while loops, conditional statements, and random numbers.

AP Computer Science A

Scope and Sequence

Grades 9+

Each unit includes a suggested pacing guide.

Tynker is recognized by the College Board as an endorsed provider of curriculum and professional development for AP® Computer Science A (AP CSA). The AP CSA course is a year-long high school curriculum that's designed to introduce students to the central ideas of computer science and prepare them for the AP CS A Exam. This course includes 10 units, 123 lessons. Here's a link to the AP CSA document:

<https://apcentral.collegeboard.org/pdf/ap-computer-science-a-course-and-exam-description.pdf?course=ap-computer-science-a>.

	Lesson 4.9 - For Loop Basic	Lesson 4.10 - Nested Loops	Lesson 4.11- Accumulating, Filtering, Mapping	Lesson 4.12 - Loop Challenges	Lesson 4.13 - Common Pitfalls	Lesson 4.14 - Review	Lesson 4.15 - Quiz	Lesson 4.16 - Lab: Consumer Review
Big Ideas	• Control (CON)	• Control (CON)	• Control (CON)	• Control (CON)	• Control (CON)	• Control (CON)	• Control (CON)	• Variables (VAR) • Modularity (MOD) • Control (CON) • Impact of Computing (IOC)
Computational Thinking Practices								
Learning Objectives	CON-2.E.1 CON-2.E.2 CON-2.E.3 CON-2.E.4 CON-2.H.1	CON-2.E.1 CON-2.E.2 CON-2.E.3 CON-2.E.4 CON-2.G.1 CON-2.G.2	CON-2.E.1 CON-2.E.2 CON-2.E.3 CON-2.E.4	CON-2.E.1 CON-2.E.2 CON-2.E.3 CON-2.E.4 CON-2.G.1 CON-2.G.2	CON-2.E.1 CON-2.E.2 CON-2.E.3 CON-2.E.4 CON-2.E.5	CON-2.E.1 CON-2.E.2 CON-2.E.3 CON-2.E.4	CON-2.G.1	VAR-1.A MOD-1.H MOD-1.G VAR-1.E CON-2.A CON-1.F CON-2.C CON-2.F CON-2.G IOC-1.A
Skills								
CSTA Computer Science Standards	3A-AP-21 3B-AP-10 3B-AP-11	3A-AP-21 3B-AP-10 3B-AP-11	3A-AP-21 3B-AP-10 3B-AP-11 3B-AP-12 3B-AP-21	3A-AP-21 3B-AP-10 3B-AP-11 3B-AP-21	3A-AP-21 3B-AP-10 3B-AP-11 3B-AP-21	3A-AP-13 3B-AP-10 3B-AP-11	3A-AP-21 3B-AP-10 3B-AP-11 3B-AP-21	3A-AP-21 3A-AP-23 3B-AP-10 3B-AP-11 3B-AP-14 3B-AP-21
Sample Activity	Filter values and manipulate Strings.	Use loops to create images on a graph.	Filter values and manipulate Strings.	Use loops to create images on a graph.	Fix identified errors and create working "for" and "while" loops.	Complete review exercises in Tynker, then discuss results.	Take a Unit 4 quiz.	Create an open-ended project.

AP Computer Science A

Scope and Sequence

Grades 9+

Each unit includes a suggested pacing guide.

Tynker is recognized by the College Board as an endorsed provider of curriculum and professional development for AP® Computer Science A (AP CSA). The AP CSA course is a year-long high school curriculum that's designed to introduce students to the central ideas of computer science and prepare them for the AP CS A Exam. This course includes 10 units, 123 lessons. Here's a link to the AP CSA document:

<https://apcentral.collegeboard.org/pdf/ap-computer-science-a-course-and-exam-description.pdf?course=ap-computer-science-a>.

	Lesson 5.1 - Constructors	Lesson 5.2 - 'this'	Lesson 5.3 - Intangible Objects	Lesson 5.4 - Adding Functionality	Lesson 5.5 - toString	Lesson 5.6 - Separation of Concerns	Lesson 5.7 - Setters and Getters	Lesson 5.8 - Writing Setters and Getters
Big Ideas	<ul style="list-style-type: none"> Modularity (MOD) 	<ul style="list-style-type: none"> Variables (VAR) Modularity (MOD) 	<ul style="list-style-type: none"> Modularity (MOD) 	<ul style="list-style-type: none"> Modularity (MOD) 	<ul style="list-style-type: none"> Modularity (MOD) 	<ul style="list-style-type: none"> Modularity (MOD) 	<ul style="list-style-type: none"> Modularity (MOD) 	<ul style="list-style-type: none"> Modularity (MOD)
Computational Thinking Practices								
Learning Objectives	MOD-2.B.1 MOD-1.E.1	MOD-2.B MOD-2.B.1 VAR-1.G.4 VAR-1.H VAR-1.H.1	MOD-2.B.5 MOD-2.C MOD-2.C.1 MOD-2.C.2 MOD-2.C.3 MOD-2.C.4 MOD-2.C.5	MOD-2.D.6 MOD-2.E	MOD-2.D.7 MOD-2.D.6	MOD-3.A MOD-3.A.2 MOD-3.A.3	MOD-3.A.4 MOD-2.D.1	MOD-2.E
Skills								
CSTA Computer Science Standards	3A-AP-21 3B-AP-10 3B-AP-11 3B-AP-21	3A-AP-21 3B-AP-10 3B-AP-11 3B-AP-21	3A-AP-21 3B-AP-10 3B-AP-11	3A-AP-21 3B-AP-10 3B-AP-11 3B-AP-21	3A-AP-21 3B-AP-10 3B-AP-11 3B-AP-21 3B-AP-22	3A-AP-21 3B-AP-10 3B-AP-11 3B-AP-21	3A-AP-21 3B-AP-10 3B-AP-11 3B-AP-21	3A-AP-21 3B-AP-10 3B-AP-11 3B-AP-21
Sample Activity	Apply coding concepts to make a constructor.	Explore the keyword 'this' in a Java class.	Explore objects that are written to represent abstract (non-concrete) ideas.	Practice adding more functionality to classes.	Explore the ideas of instance variables (the properties of a class) and instance methods (the behaviors) of a class.	Practice making variables private.	Explore getters and setters methods.	Create a project that uses getters and setters.

AP Computer Science A

Grades 9+

Scope and Sequence

Each unit includes a suggested pacing guide.

Tynker is recognized by the College Board as an endorsed provider of curriculum and professional development for AP® Computer Science A (AP CSA). The AP CSA course is a year-long high school curriculum that's designed to introduce students to the central ideas of computer science and prepare them for the AP CS A Exam. This course includes 10 units, 123 lessons. Here's a link to the AP CSA document:

<https://apcentral.collegeboard.org/pdf/ap-computer-science-a-course-and-exam-description.pdf?course=ap-computer-science-a>.

	Lesson 5.9 - National Parks	Lesson 5.10 - Impact of Computing	Lesson 5.11 - Review	Lesson 5.12 - Quiz				
Big Ideas	<ul style="list-style-type: none"> Modularity (MOD) 	<ul style="list-style-type: none"> Impact of Computing (IOC) 	<ul style="list-style-type: none"> Modularity (MOD) 	<ul style="list-style-type: none"> Modularity (MOD) 				
Computational Thinking Practices								
Learning Objectives	MOD-2 MOD-2.D.1 MOD-2.G.2 MOD-2.G.3 MOD-2.G.4 MOD-2.G.5	IOC-1.A IOC-1.A.1 IOC-1.A.2 IOC-1.A.3	MOD-2.B.1 MOD-1.E.1 MOD-2.D.6	MOD-2.B.1 MOD-1.E.1 MOD-2.D.6 MOD-2.E				
Skills								
CSTA Computer Science Standards	3A-AP-21 3B-AP-10 3B-AP-11 3B-AP-21	3A-IC-24 3A-IC-26 3A-IC-27 3A-IC-30 3B-NI-03 3B-IC-25 3B-IC-27 3B-AP-15 3B-AP-18	3A-AP-13 3B-AP-10 3B-AP-11	3A-AP-13 3B-AP-10 3B-AP-11				
Sample Activity	Practice creating classes and implementing the <code>toString()</code> method in Java.	Identify ethical and social implications of computing systems.	Complete review exercises in Tynker, then discuss results.	Complete a Unit 5 quiz.				

AP Computer Science A

Scope and Sequence

Grades 9+

Each unit includes a suggested pacing guide.

Tynker is recognized by the College Board as an endorsed provider of curriculum and professional development for AP® Computer Science A (AP CSA). The AP CSA course is a year-long high school curriculum that's designed to introduce students to the central ideas of computer science and prepare them for the AP CS A Exam. This course includes 10 units, 123 lessons. Here's a link to the AP CSA document:

<https://apcentral.collegeboard.org/pdf/ap-computer-science-a-course-and-exam-description.pdf?course=ap-computer-science-a>.

	Lesson 6.1 The Case for Arrays	Lesson 6.2 - Creating Arrays	Lesson 6.3 - For Loops and Arrays	Lesson 6.4 - Processing Arrays	Lesson 6.5 - Taking Flight	Lesson 6.6 - Arrays Review	Lesson 6.7 - Arrays Quiz	Lesson 6.8 - Arrays and Objects
Big Ideas	• Variables (VAR)	• Variables (VAR)	• Variables (VAR)	• Control (CON)	• Control (CON) • Variables (VAR)	• Variables (VAR)	• Variables (VAR)	• Variables (VAR)
Computational Thinking Practices								
Learning Objectives	VAR-2.A VAR-2.A.1 VAR-2.A.6 VAR-2.A.7	VAR-2.A.3 VAR-2.A.4	VAR-2.B.3 VAR-2.B.1 VAR-2.B.2	CON-2.I.1	CON-2.I.1 VAR-2.B.2 VAR-2.B CON-2.I	VAR-2.A VAR-2.A.1	VAR-2.A VAR-2.B.2	VAR-2.A.3 VAR-2.A.6
Skills								
CSTA Computer Science Standards	3A-AP-21 3B-AP-10 3B-AP-11 3B-AP-12 3B-AP-13	3A-AP-21 3B-AP-10 3B-AP-11 3B-AP-21 3B-AP-22	3A-AP-21 3B-AP-10 3B-AP-11 3B-AP-21 3B-AP-22	3A-AP-21 3B-AP-10 3B-AP-11	3A-AP-21 3B-AP-10 3B-AP-11 3B-AP-22	3B-AP-13	3A-AP-13 3B-AP-10 3B-AP-11 3B-AP-14	3A-AP-21 3B-AP-10 3B-AP-11
Sample Activity	Use arrays with integers or Strings in code..	Add a "for-loop" with an array.	Determine the length of arrays.	Generate a random card from a standard deck of cards.	Process an array to determine the cheapest price.	Reinforce what you learned in Unit 6 about arrays.	Take a quiz to demonstrate your understanding of arrays.	Practice creating arrays.

AP Computer Science A

Scope and Sequence

Grades 9+

Each unit includes a suggested pacing guide.

Tynker is recognized by the College Board as an endorsed provider of curriculum and professional development for AP® Computer Science A (AP CSA). The AP CSA course is a year-long high school curriculum that's designed to introduce students to the central ideas of computer science and prepare them for the AP CS A Exam. This course includes 10 units, 123 lessons. Here's a link to the AP CSA document:

<https://apcentral.collegeboard.org/pdf/ap-computer-science-a-course-and-exam-description.pdf?course=ap-computer-science-a>.

	Lesson 6.9 - Comma Separated Values	Lesson 6.10 - Arrays and Objects 2	Lesson 6.11 - ToDo List	Lesson 6.12 - Dream Journal	Lesson 6.13 - Arrays and Objects Review	Lesson 6.14 - Arrays and Objects Quiz	Lesson 6.15 - Global Temperatures	Lesson 6.16 - Graphing Temperatures
Big Ideas			• Variables (VAR)	• Variables (VAR)				• Control (CON)
Computational Thinking Practices	<ul style="list-style-type: none"> • Program Design and Algorithm Development (1) • Code Testing (4) 	<ul style="list-style-type: none"> • Program Design and Algorithm Development (1) • Code Testing (4) 	<ul style="list-style-type: none"> • Program Design and Algorithm Development (1) • Code Testing (4) 	<ul style="list-style-type: none"> • Program Design and Algorithm Development (1) • Code Testing (4) 			<ul style="list-style-type: none"> • Program Design and Algorithm Development (1) 	
Learning Objectives			VAR-2.A	VAR-2.A VAR-2.A.3				CON-2.I.1
Skills	1.A 1.B 4.B	1.A 1.B 4.B	1.A 1.B 4.B	1.A 1.B 4.B			1.A	
CSTA Computer Science Standards	3A-AP-21 3B-AP-10 3B-AP-11 3B-AP-21 3B-AP-22	3A-AP-21 3B-AP-10 3B-AP-11 3B-AP-21	3A-AP-13 3A-AP-21 3B-AP-10 3B-AP-11 3B-AP-21	3A-AP-13 3A-AP-16 3A-AP-21 3A-AP-22 3B-AP-10 3B-AP-11 3B-AP-19 3B-AP-21 3B-AP-22 3B-AP-23			3A-AP-21 3B-AP-10 3B-AP-11 3B-AP-21 3B-AP-22	3A-AP-20 3A-AP-21 3A-DA-10 3A-DA-11 3A-DA-12 3B-AP-10 3B-AP-11 3B-AP-21 3B-DA-05 3B-DA-06
Sample Activity	Create a program that analyzes the top YouTube videos of the day.	Begin creating a Java portfolio.	Create a To-Do application.	Create a Dream Journal application.	Review Unit 6 concepts.	Take a quiz on arrays and objects.	Create methods to determine high and low values.	Use NASA temperature data and Java methods to tell a story.

AP Computer Science A

Grades 9+

Scope and Sequence

Each unit includes a suggested pacing guide.

Tynker is recognized by the College Board as an endorsed provider of curriculum and professional development for AP® Computer Science A (AP CSA). The AP CSA course is a year-long high school curriculum that's designed to introduce students to the central ideas of computer science and prepare them for the AP CS A Exam. This course includes 10 units, 123 lessons. Here's a link to the AP CSA document:

<https://apcentral.collegeboard.org/pdf/ap-computer-science-a-course-and-exam-description.pdf?course=ap-computer-science-a>.

	Lesson 6.17 - Regional Temperatures	Lesson 6.18 - ForEach Loops	Lesson 6.19 - Lab: Music					
Big Ideas	• Control (CON)	• Variables (VAR)	• Variables (VAR)					
Computational Thinking Practices			• Program Design and Algorithm Development (1) • Code Testing (4)					
Learning Objectives	CON-2.I	VAR-2.C VAR-2.C.1 VAR-2.C.2 VAR-2.C.3 VAR-2.C.4	VAR-2.A VAR-2.A.1 VAR-2.A.3					
Skills			1.A 1.B 4.B					
CSTA Computer Science Standards	3A-AP-21 3A-DA-11 3B-AP-10 3B-AP-11 3B-AP-21 3B-DA-05 3B-DA-06	3A-AP-21 3B-AP-10 3B-AP-11 3B-AP-21	3A-AP-13 3A-AP-16 3A-AP-21 3A-AP-23 3B-AP-10 3B-AP-11 3B-AP-21 3B-AP-22					
Sample Activity	Identify differences between data sets.	Write a method that uses a "for-each" loop.	Design an open-ended project of your choosing.					

AP Computer Science A

Scope and Sequence

Grades 9+

Each unit includes a suggested pacing guide.

Tynker is recognized by the College Board as an endorsed provider of curriculum and professional development for AP® Computer Science A (AP CSA). The AP CSA course is a year-long high school curriculum that's designed to introduce students to the central ideas of computer science and prepare them for the AP CS A Exam. This course includes 10 units, 123 lessons. Here's a link to the AP CSA document:

<https://apcentral.collegeboard.org/pdf/ap-computer-science-a-course-and-exam-description.pdf?course=ap-computer-science-a>.

	Lesson 7.1 - Introduction to ArrayLists	Lesson 7.2 - Using ArrayLists	Lesson 7.3 - Traversing ArrayLists	Lesson 7.4 - ArrayLists	Lesson 7.5 - Parallel ArrayLists	Lesson 7.6 - Selection Sort	Lesson 7.7 - Insertion Sort
Big Ideas	• Variables (VAR)	• Variables (VAR)	• Variables (VAR)	• Variables (VAR)	• Control (CON)	• Control (CON)	• Control (CON)
Computational Thinking Practices							
Learning Objectives	VAR-2.D VAR-2.D.1 VAR-2.D.2 VAR-2.D.3 VAR-2.D.4 VAR-2.D.5 VAR-2.D.6	VAR-2.D VAR-2.D.7	VAR-2.D.7 VAR-2.E VAR-2.E.1 VAR-2.E.4	VAR-2.E.1 VAR-2.E.2 VAR-2.E.3 VAR-2.E.4	CON-2.J CON-2.J.1 CON-2.J.2	CON-2.L CON-2.L.1	CON-2.L CON-2.L.1
Skills							
CSTA Computer Science Standards	3A-AP-14 3A-AP-21 3B-AP-10 3B-AP-11 3B-AP-21	3A-AP-14 3A-AP-21 3B-AP-10 3B-AP-11 3B-AP-21	3A-AP-14 3A-AP-21 3B-AP-10 3B-AP-11 3B-AP-21	3A-AP-14 3A-AP-21 3B-AP-10 3B-AP-11 3B-AP-21	3A-AP-14 3A-AP-21 3B-AP-10 3B-AP-11 3B-AP-21	3A-AP-21 3B-AP-10 3B-AP-11 3B-AP-21	3A-AP-21 3B-AP-10 3B-AP-11 3B-AP-21
Sample Activity	Explore the ArrayList data type, including the syntax to import the required Java packages.	Explore how elements are arranged in ArrayLists.	Explore loops used to traverse ArrayLists.	Practice general techniques for processing ArrayLists.	Traverse multiple ArrayLists simultaneously.	Explore famous searching and sorting algorithms.	Implement the insertion sort algorithm in Java.

AP Computer Science A

Grades 9+

Scope and Sequence

Each unit includes a suggested pacing guide.

Tynker is recognized by the College Board as an endorsed provider of curriculum and professional development for AP® Computer Science A (AP CSA). The AP CSA course is a year-long high school curriculum that's designed to introduce students to the central ideas of computer science and prepare them for the AP CS A Exam. This course includes 10 units, 123 lessons. Here's a link to the AP CSA document:

<https://apcentral.collegeboard.org/pdf/ap-computer-science-a-course-and-exam-description.pdf?course=ap-computer-science-a>.

	Lesson 7.8 - Binary Search	Lesson 7.9 - Risks to Privacy	Lesson 7.10 - Review	Lesson 7.11 - Unit Quiz	Lesson 7.12 - Lab: Data		
Big Ideas	<ul style="list-style-type: none"> Control (CON) 	<ul style="list-style-type: none"> Control (CON) Impact of Computing (IOC) 	<ul style="list-style-type: none"> Control (CON) Variables (VAR) Impact of Computing (IOC) 	<ul style="list-style-type: none"> Control (CON) 	<ul style="list-style-type: none"> Modularity (MOD) Variables (VAR) Impact of Computing (IOC) 		
Computational Thinking Practices							
Learning Objectives	CON-2.K CON-2.K.1 CON-2.K.2 CON-2.L CON-2.L.1	CON-2.M CON-2.M.1 IOC-1.B IOC-1.B.1 IOC-1.B.2	VAR-2.D VAR-2.D.1 - VAR-2.D.7 VAR-2.E.1 - VAR-2.E.4 CON-2.J.1 - CON-2.J.2 CON-2.K.1 - CON-2.K.2 CON-2.L.1 CON-2.M.1 IOC-1.B IOC-1.B.1 IOC-1.B.2	CON-2.J CON-2.K.1	MOD-2.B MOD-2.B.1 VAR-1.G.4 IOC-1.B IOC-1.B.1 IOC-1.B.2		
Skills							
CSTA Computer Science Standards	3A-AP-21 3B-AP-10 3B-AP-11 3B-AP-21	3A-NI-07 3A-AP-21 3B-AP-10 3B-AP-11	3A-AP-13 3B-AP-10 3B-AP-11	3A-AP-13 3B-AP-10 3B-AP-11	3A-IC-27, 3A-IC-30 3A-AP-13, 3A-AP-21 3A-AP-23, 3A-DA-10 3A-DA-11, 3A-DA-12 3B-AP-10, 3B-AP-11 3B-AP-21, 3B-IC-25 3B-DA-05, 3B-DA-06		
Sample Activity	Implement a selection sort that works with integers.	Perform calculations exploring the idea of computational efficiency.	Complete a review assessment in Tynker.	Demonstrate your knowledge of Unit 7 concepts by completing a quiz.	Create 3 lab projects.		



AP Computer Science A

Grades 9+

Scope and Sequence

Each unit includes a suggested pacing guide.

Tynker is recognized by the College Board as an endorsed provider of curriculum and professional development for AP® Computer Science A (AP CSA). The AP CSA course is a year-long high school curriculum that's designed to introduce students to the central ideas of computer science and prepare them for the AP CS A Exam. This course includes 10 units, 123 lessons. Here's a link to the AP CSA document:

<https://apcentral.collegeboard.org/pdf/ap-computer-science-a-course-and-exam-description.pdf?course=ap-computer-science-a>.

	Lesson 8.1 - Arrays of Arrays	Lesson 8.2 - Random Haikus	Lesson 8.3 - Multidimensional Arrays	Lesson 8.4 - Dimensions	Lesson 8.5 - Processing in Multiple Dimensions	Lesson 8.6 - Review	Lesson 8.7 - Unit Quiz	Lesson 8.8 - Lab: The 256 Game	
Big Ideas	<ul style="list-style-type: none"> Modularity (MOD) 	<ul style="list-style-type: none"> Variables (VAR) 	<ul style="list-style-type: none"> Variables (VAR) 	<ul style="list-style-type: none"> Variables (VAR) 	<ul style="list-style-type: none"> Variables (VAR) Control (CON) 	<ul style="list-style-type: none"> Variables (VAR) Control (CON) 	<ul style="list-style-type: none"> Variables (VAR) Control (CON) 	<ul style="list-style-type: none"> Variables (VAR) Control (CON) 	
Computational Thinking Practices									
Learning Objectives	VAR-2.F VAR-2.F.1 VAR-2.F.2 VAR-2.F.3 VAR-2.F.4 VAR-2.G VAR-2.G.1	VAR-2.F VAR-2.F.1 VAR-2.F.2 VAR-2.F.3	VAR-2.F VAR-2.F.1 VAR-2.F.2 VAR-2.F.3 VAR-2.F.4 VAR-2.F.5 VAR-2.G VAR-2.G.2 VAR-2.G.3	VAR-2.F.2 VAR-2.F.3 VAR-2.F.4 VAR-2.F.5 VAR-2.G.1 VAR-2.G.2 VAR-2.G.3	VAR-2.F.2 VAR-2.F.3 VAR-2.F.4 VAR-2.F.5 VAR-2.G.1 VAR-2.G.2 VAR-2.G.3 CON-2.N.1 CON-2.N.2	VAR-2.F.1 VAR-2.F.2 VAR-2.F.3 VAR-2.F.4 VAR-2.F.5 VAR-2.G.1 VAR-2.G.2 VAR-2.G.3 CON-2.N.1 CON-2.N.2	VAR-2.F VAR-2.F.4 CON-2.N	VAR-2.F VAR-2.F.4 VAR-2.G VAR-2.G.2 CON-2.N CON-2.N.1	
Skills									
CSTA Computer Science Standards	3A-AP-21 3B-AP-10 3B-AP-11 3B-AP-21 3B-AP-22	3A-AP-21 3B-AP-10 3B-AP-11 3B-AP-21	3A-AP-21 3B-AP-10 3B-AP-11 3B-AP-21	3A-AP-21 3B-AP-10 3B-AP-11 3B-AP-21	3A-AP-21 3B-AP-10 3B-AP-11 3B-AP-21	3A-AP-21 3B-AP-10 3B-AP-11 3B-AP-21	3A-AP-13 3B-AP-10 3B-AP-11	3A-AP-13 3B-AP-10 3B-AP-11	3A-AP-21 3A-AP-23 3B-AP-10 3B-AP-11 3B-AP-21
Sample Activity	Explore multidimension-al arrays.	Explore computational poetry and string manipulation.	Practice creating new multidimensional arrays.	Organize multidimensi-onal arrays.	Write an algorithm to find the maximum value of a multidimension-al array.	Complete a review assignment in Tynker.	Take a quiz to demonstrate your knowledge of 2D arrays.	Apply coding concepts to create a game called "256."	

AP Computer Science A

Scope and Sequence

Grades 9+

Each unit includes a suggested pacing guide.

Tynker is recognized by the College Board as an endorsed provider of curriculum and professional development for AP® Computer Science A (AP CSA). The AP CSA course is a year-long high school curriculum that's designed to introduce students to the central ideas of computer science and prepare them for the AP CS A Exam. This course includes 10 units, 123 lessons. Here's a link to the AP CSA document:

<https://apcentral.collegeboard.org/pdf/ap-computer-science-a-course-and-exam-description.pdf?course=ap-computer-science-a>.

	Lesson 9.1 - Introduction to Inheritance	Lesson 9.2 - Extends	Lesson 9.3 - Equals	Lesson 9.4 - Super	Lesson 9.5 - Polymorphism	Lesson 9.6 - Inheritance Review	Lesson 9.7 - Quiz
Big Ideas	• Modularity (MOD)	• Modularity (MOD)	• Modularity (MOD)	• Modularity (MOD)	• Modularity (MOD)	• Modularity (MOD)	• Modularity (MOD)
Computational Thinking Practices							
Learning Objectives	MOD-3.B	MOD-3.B MOD-3.B.1 MOD-3.B.2 MOD-3.B.3 MOD-3.B.4 MOD-3.E.3 MOD-3.E.4	MOD-3.E.3 MOD-3.E.4	MOD-3 MOD-3.B.5 MOD-3.B.6 MOD-3.B.7 MOD-3.B.8 MOD-3.B.9 MOD-3.B.10 MOD-3.B.11 MOD-3.B.12 MOD-3.B.13 MOD-3.B.14 MOD-3.B.15	MOD-3.C MOD-3.C.1 MOD-3.C.2 MOD-3.C.3 MOD-3.C.4 MOD-3.D MOD-3.D.1 MOD-3.D.2 MOD-3.D.3	MOD-3.B.1 - MOD-3.B.15 MOD-3.C.1 - MOD-3.C.4 MOD-3.D.1 - MOD-3.D.3 MOD-3.E.1 - MOD-3.E.3	MOD-3.B MOD-3.C.2 MOD-3.E
Skills							
CSTA Computer Science Standards	3A-AP-13 3B-AP-10 3B-AP-11 3B-AP-14	3A-AP-21 3B-AP-10 3B-AP-11 3B-AP-21	3A-AP-21 3B-AP-10 3B-AP-11 3B-AP-21	3A-AP-21 3B-AP-10 3B-AP-11 3B-AP-21	3A-AP-13 3B-AP-10 3B-AP-11	3A-AP-13 3B-AP-10 3B-AP-11	3A-AP-13 3B-AP-10 3B-AP-11
Sample Activity	Apply Java's syntax to real world class hierarchies.	Represent a class hierarchy of your own using code.	Explore different ways of comparing objects.	Explore constructors and objects.	Explore polymorphism as it relates to inheritance.	Complete a review assessment in Tynker.	Demonstrate your knowledge of inheritance by completing a quiz.

AP Computer Science A

Scope and Sequence

Grades 9+

Each unit includes a suggested pacing guide.

Tynker is recognized by the College Board as an endorsed provider of curriculum and professional development for AP® Computer Science A (AP CSA). The AP CSA course is a year-long high school curriculum that's designed to introduce students to the central ideas of computer science and prepare them for the AP CS A Exam. This course includes 10 units, 123 lessons. Here's a link to the AP CSA document:

<https://apcentral.collegeboard.org/pdf/ap-computer-science-a-course-and-exam-description.pdf?course=ap-computer-science-a>.

	Lesson 10.1 - Introduction to Recursion	Lesson 10.2 - Recursive Algorithms	Lesson 10.3 - Tracing Recursive Algorithms	Lesson 10.4 - Binary Search	Lesson 10.5 - Merge Sort	Lesson 10.6 - Recursion Practice	Lesson 10.7 - Recursion Review	Lesson 10.8 - Recursion Quiz
Big Ideas	• Control (CON)	• Control (CON)	• Control (CON)	• Control (CON)	• Control (CON)	• Control (CON)	• Control (CON)	
Computational Thinking Practices								
Learning Objectives	CON-2.O CON-2.O.1 CON-2.O.2	CON-2.O CON-2.O.3 CON-2.O.6 CON-2.P	CON-2.O.4 CON-2.O.5	CON-2.P.1 CON-2.P.2 CON-2.P.3 CON-2.P.4	CON-2.Q CON-2.Q.1	CON-2.O.5 CON-2.O.6 CON-2.P	CON-2.O CON-2.O.1 CON-2.O.2 CON-2.O.3 CON-2.O.4 CON-2.O.5 CON-2.O.6 CON-2.P CON-2.P.1 CON-2.P.2 CON-2.P.3 CON-2.P.4 CON-2.Q CON-2.Q.1	
Skills								
CSTA Computer Science Standards	3A-AP-21 3B-AP-10 3B-AP-11 3B-AP-21	3A-AP-13 3B-AP-10 3B-AP-11	3A-AP-13 3B-AP-10 3B-AP-11	3A-AP-21 3B-AP-10 3B-AP-11 3B-AP-21	3A-AP-21 3B-AP-10 3B-AP-11 3B-AP-21	3A-AP-15 3A-AP-21 3B-AP-10 3B-AP-11 3B-AP-21	3A-AP-13 3B-AP-10 3B-AP-11	3A-AP-13 3B-AP-10 3B-AP-11
Sample Activity	Write a "countdown" recursive method with the teacher.	Watch a video showing merge sort in action.	Visually trace several recursive methods.	Implement the binary search algorithm recursively.	Explore how to implement merge sort with Java.	Practice writing recursive programs on your own.	Complete a review assignment in Tynker.	Take a quiz to demonstrate your understanding of recursion.